

Platform for Macrophage Metabolic Modulation

Next-Generation Drug Enhancement for Anti-Inflammatory & Anti-Infective Drugs

A New Approach to Immune Modulation



Diversified Platform

- **First-in-class self-regulating** small molecule **modulators of immune metabolism** – oral administration
 - > **Reversing the pathologically changed redox balance (oxidative stress) of macrophages & other immune cells**
- Broad **anti-inflammatory** and **host-directed anti-viral & anti-bacterial** efficacy
- **Outstanding safety profile** - especially **no immune-suppression**



Pipeline and Development Strategy

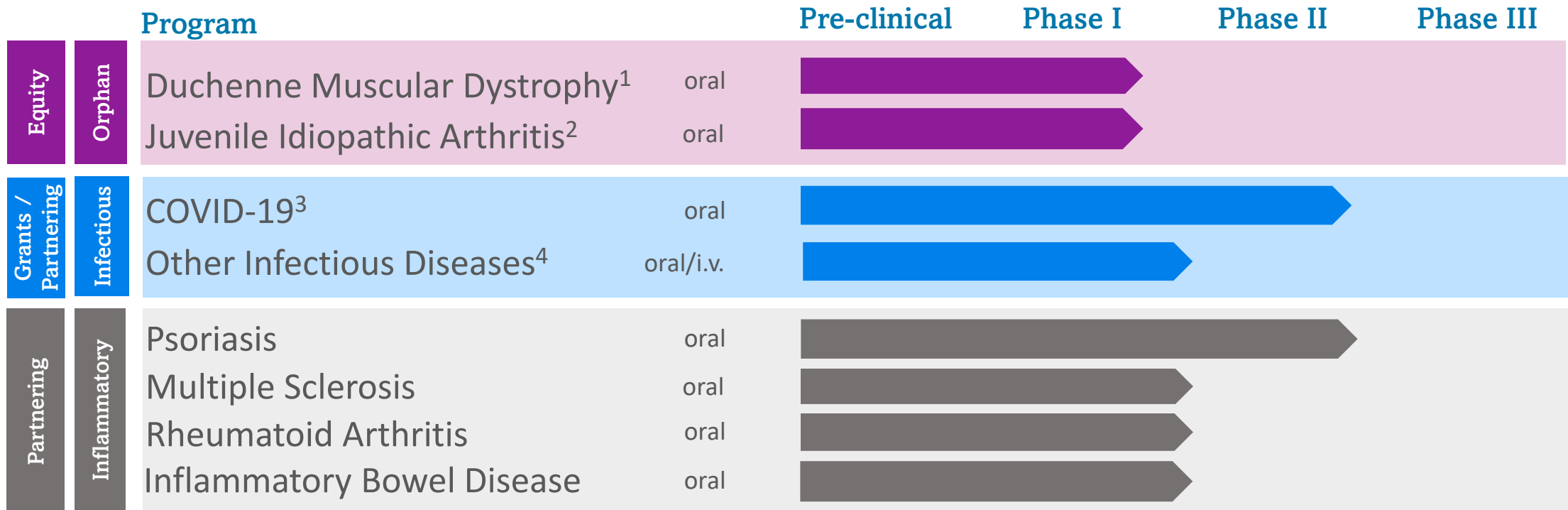
- **3 completed phase II PoC studies** (COVID-19, Psoriasis) plus preclinical in vivo studies in further indications
- **Focused in-house** development on **orphan** indications (**Duchenne Muscular Dystrophy and other orphan diseases**) as **fastest way to conditional market authorization (EMA) & accelerated approval (FDA)**
- Pipeline of **large indications** (COVID-19, Psoriasis, MS, RA, IBD) to be financed **by grants or partners**



Intellectual Property

- Strong intellectual portfolio with **21 patent families** including **98 granted patents**
- Additional **medical use patents pending valid until 2042/2043**

MP1032 Pipeline



¹ Plus further orphan muscular dystrophy indications such as e.g. Becker's Muscular Dystrophy with similar standard therapy

² On the basis of preclinical in vivo studies for Rheumatoid Arthritis

³ Trial in 7 EU countries plus USA (IND), topline data received in December 2022

⁴ E.g. Multi Drug Resistant Infections, *Clostridioides difficile*, Sepsis, Acute Respiratory Distress Syndrome (ARDS)

Macrophage Metabolic Modulation with MP1032

A First-in-Class Self-regulating Drug Mechanism

Disturbance of cell energy metabolism (=re-programming) is triggered by...

Auto-Immune



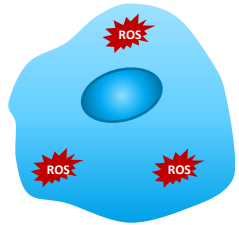
Inflammatory



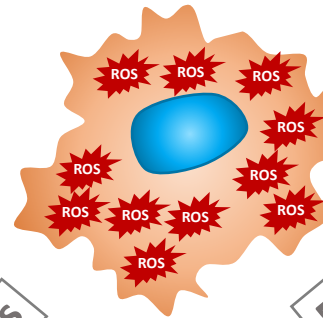
Bacteria



Viruses



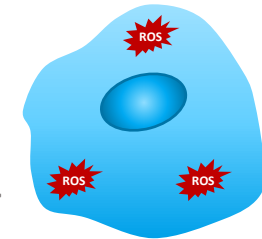
Normal Macrophage



Pathologically Re-programmed Macrophage



Self-regulated mechanism for modulation of redox balance



Metabolically Re-Balanced Macrophage



Inflammatory Diseases

Large Indications

Orphan



Psoriasis



Multiple Sclerosis



Crohn's U. Colitis



Rheumatic Diseases



Duchenne Muscular Dystrophy



Juvenile Idiopathic Arthritis


Infectious Diseases

Bacterial

Viral



Sepsis
Anti-microbial Resistance



SARS (e.g. SARS-CoV-2)
Influenza

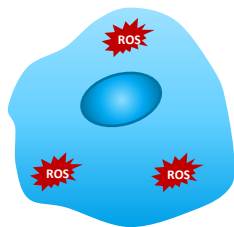
The redox balance of (immune) cells is a key signaling pathway which affects energy metabolism, inflammatory pathways (NFkB, Nrf2), pathogen defense mechanisms and tumor microenvironment. Redox balance is disturbed by metabolic re-programming, which in turn drives disease pathology. MP1032 is a small-molecule metabolic modulator which re-balances cellular redox state.

First-In-Class Self-Regulated Molecular Mechanism of Action

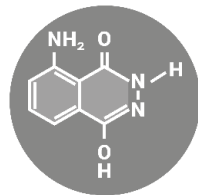
MP1032 is only Activated by Elevated ROS Concentrations in Immune Cells

1| Physiologic State

MP1032 remains inactive at physiologic (balanced) redox state



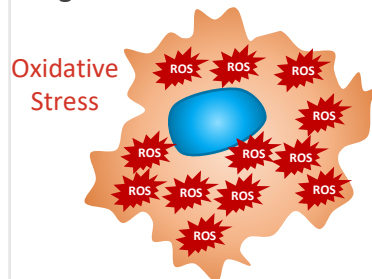
Metabolically balanced Macrophage



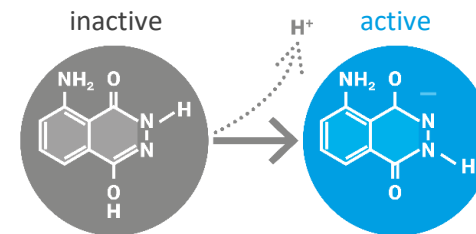
MP1032 **inactive**

2| Pathogenic (Re-Programmed) State

High ROS concentrations create spots of high pH, which **activates** MP1032



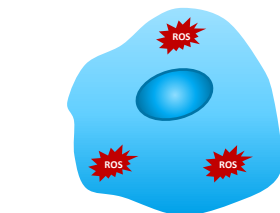
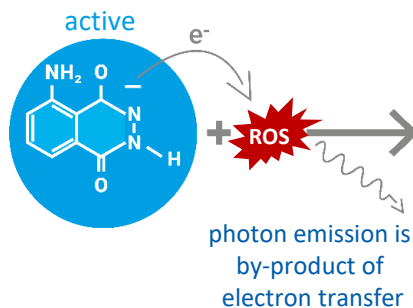
Metabolically re-programmed Macrophage



pH-triggered deprotonation of MP1032

3| Balancing Redox State by Electron Transfer

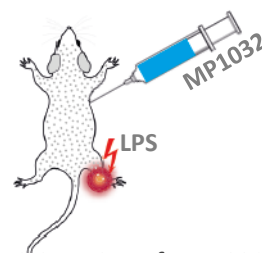
MP1032 modulates cellular redox state by triggered electron transfer



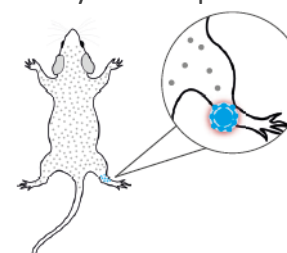
Metabolically re-balanced Macrophage

4| Targeted Drug Activity

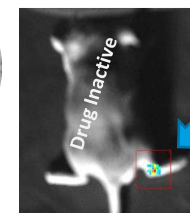
MP1032 in vivo detection of drug-activity-related photon emission



Systemic administration of MP1032 to animal with LPS-induced localized inflammation



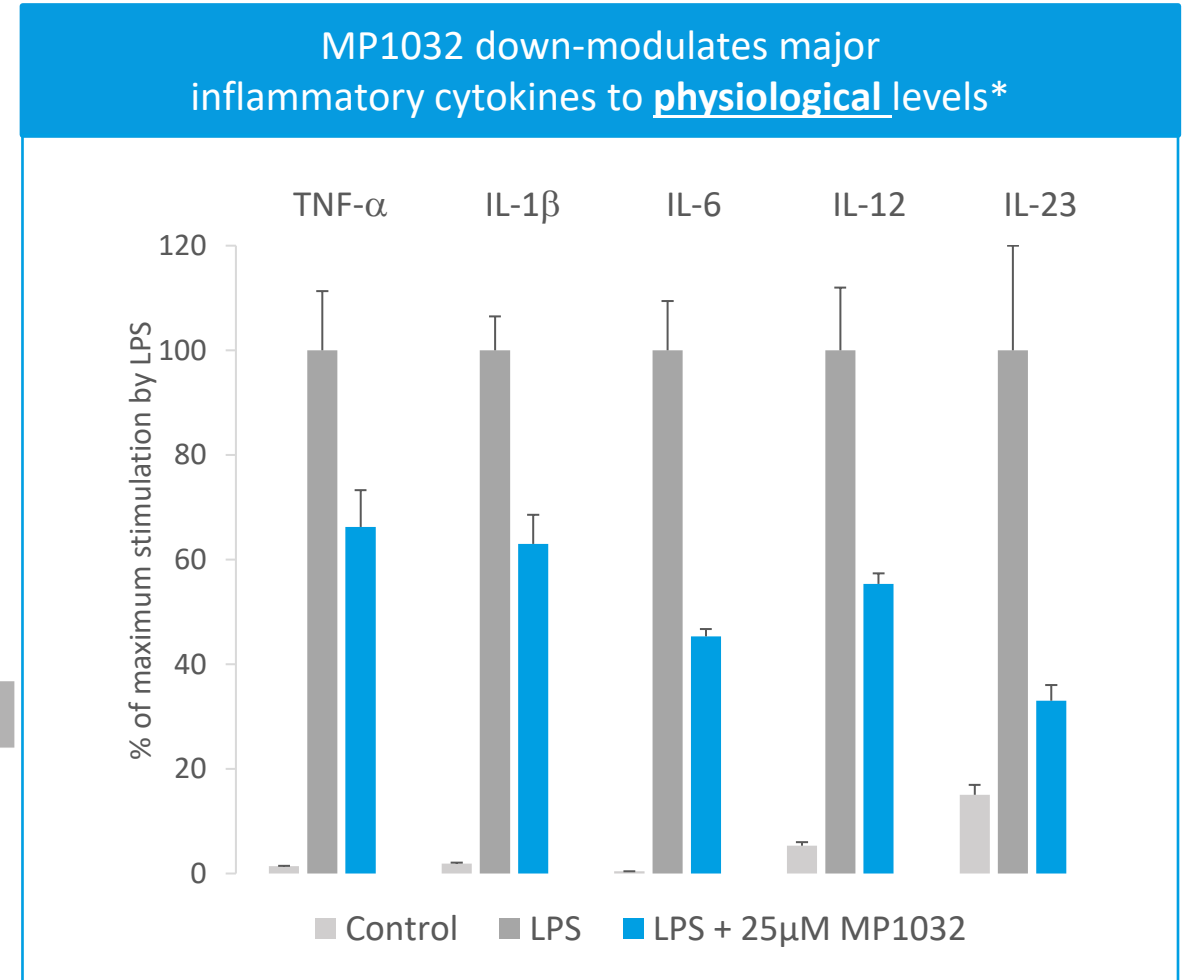
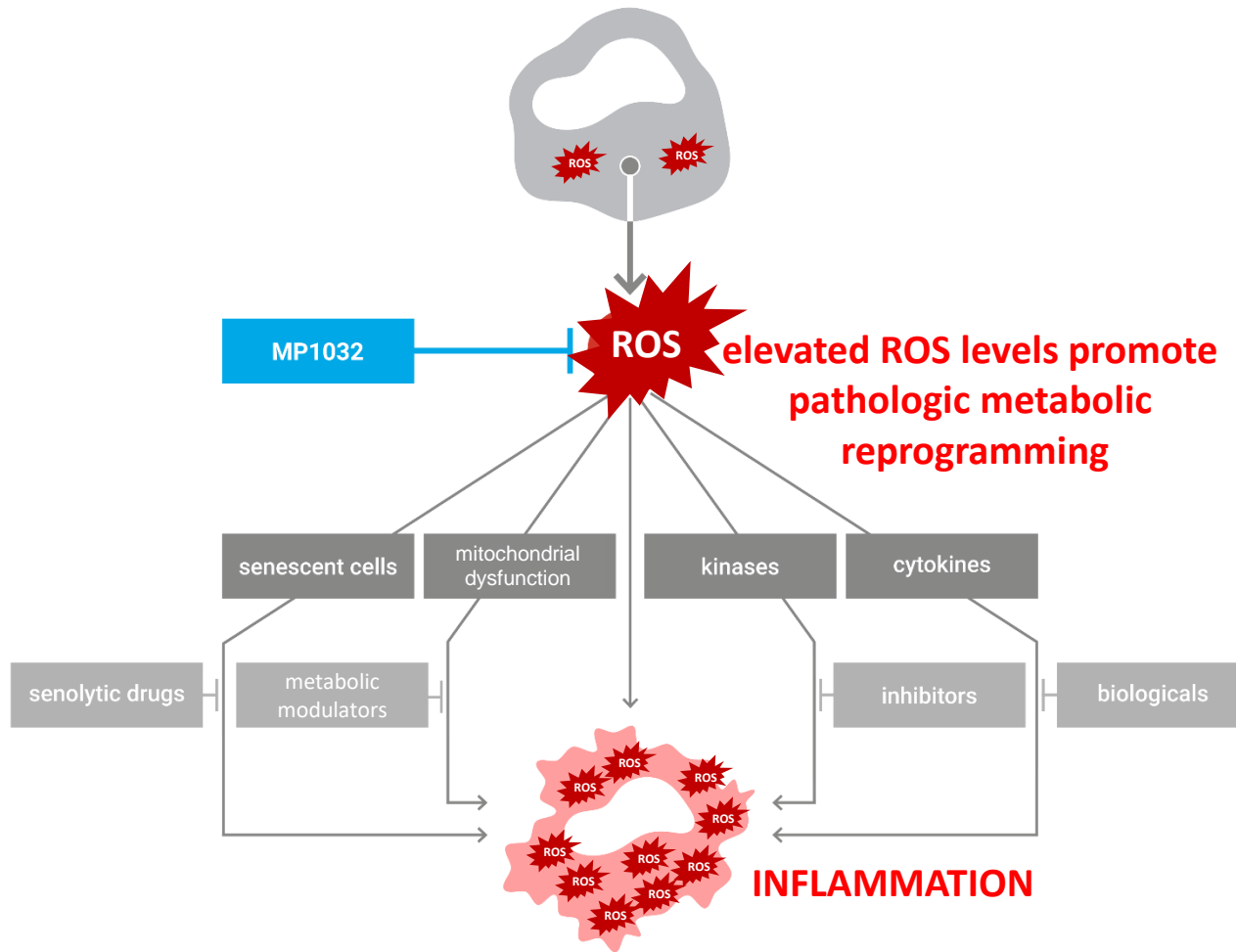
Photon emission shows targeted drug activity in the affected joint only



Drug Active

Due to its molecular structure, MP1032 is **only activated by elevated ROS concentrations (=oxidative stress)** in cells which are **pathologically metabolically re-programmed**. MP1032 has **no influence on the normal redox balance** which is essential for physiologic cell signaling and cell metabolism. This auto-regulated activation mechanism restricts the redox modulatory effect of MP1032 **exclusively to (immune) cells with oxidative stress**. Once cellular redox balance is restored, activation of further drug molecules stops and drug activity ceases. This auto-regulatory activation mechanism ensures that drug **modulatory activity stops** when physiologic redox balance has been reached, **without overshoot into reductive stress**.

MP1032 Acts Upstream of Multiple Inflammatory Pathways Thereby Enhancing the Efficacy of Other Anti-Inflammatory Therapeutics



* in primary mouse macrophages
LPS: lipopolysaccharides

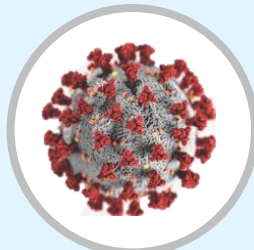
Proven Efficacy and Safety

Efficacy and safety studies conducted with MP1032 as stand-alone drug (monotherapy)



Psoriasis

Efficacy ✓
Safety ✓



COVID-19

Efficacy ✓
Safety ✓

- Outstanding safety demonstrated in over 250 patients in 4 double-blind placebo-controlled clinical trials.
- Anti-inflammatory and disease-modifying effect demonstrated in two Phase II trials in psoriasis.
- Anti-inflammatory and anti-infective effect shown in a recent Phase II study in COVID-19 patients



Rheumatic Diseases



Crohn's U. Colitis



Multiple Sclerosis

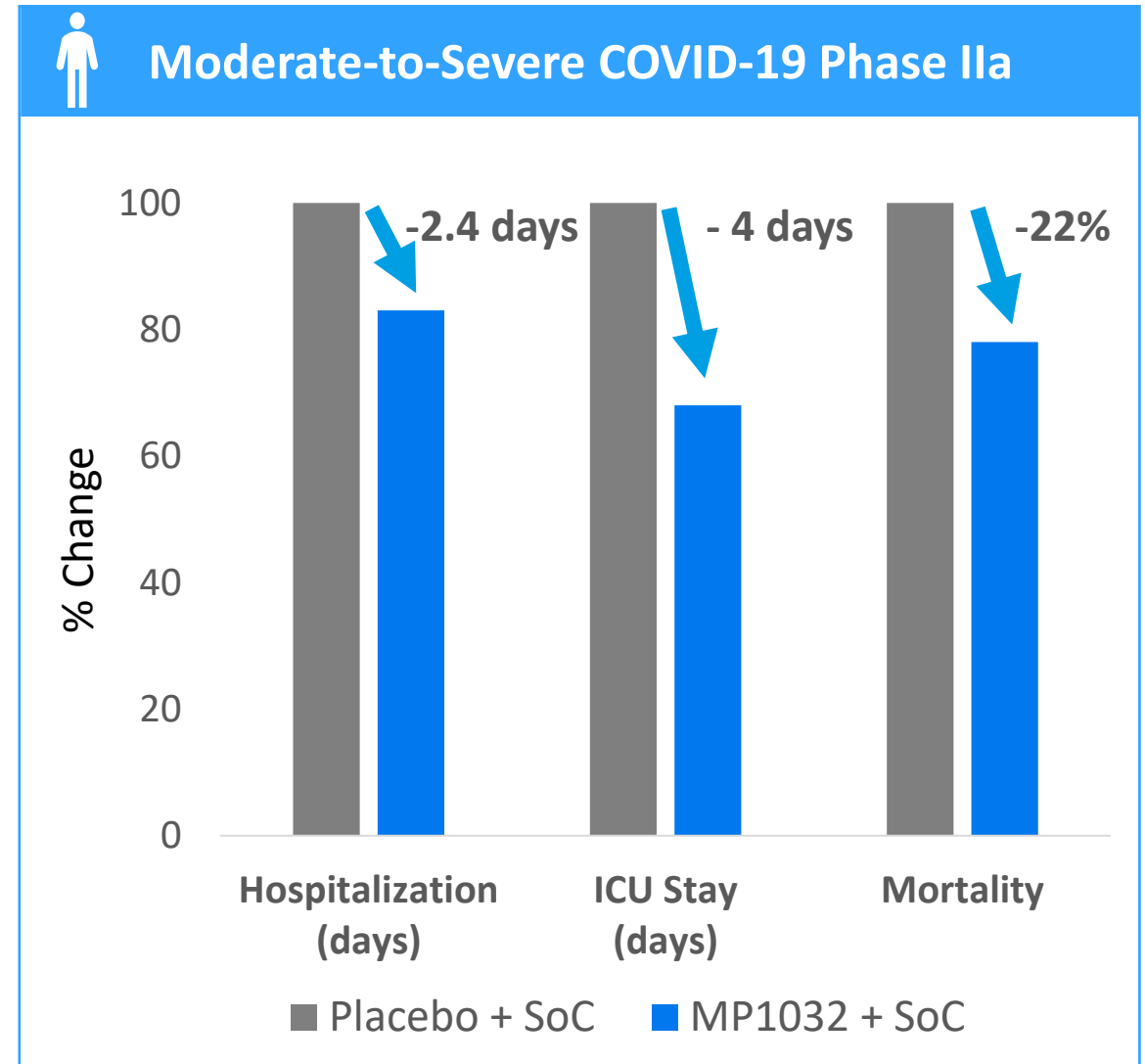
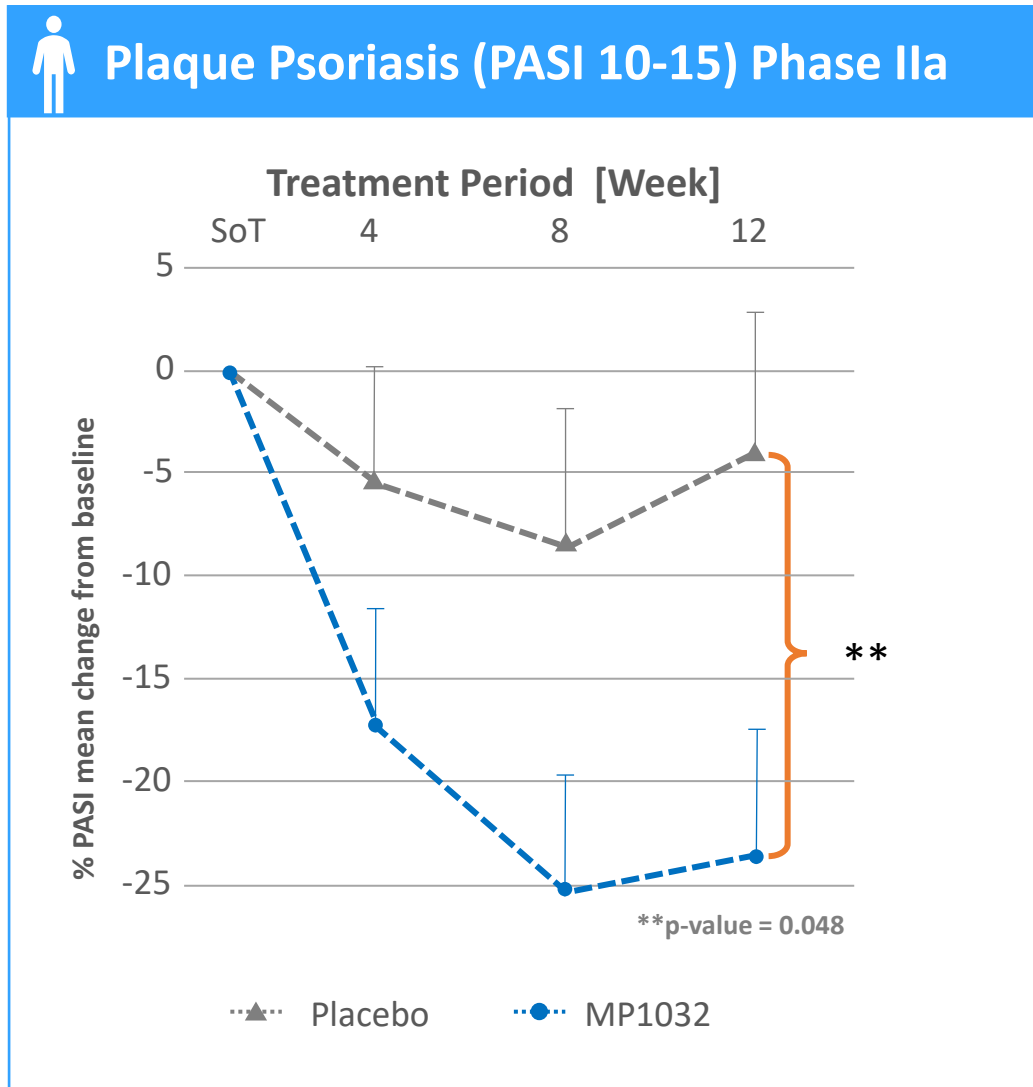


Duchenne Muscular Dystrophy

- Efficacy and therapeutic effectiveness demonstrated in pre-clinical (animal) models of common chronic inflammatory diseases and in animal model of the orphan childhood disease Duchenne Muscular Dystrophy.







Clinical Data


3 Completed Phase II PoC Studies Demonstrated Disease-Modifying Efficacy and Outstanding Safety



MP1032 Safety

Outstanding Safety Profile Pre-Clinically and in Humans

Pre-clinical	Clinical
 ✓ Max. oral dosing 6 months – 120x human dose No dose-limiting toxicity could be reached	Phase 1  ✓ Max. oral repeat dose 600 mg No safety issues detected
 ✓ Max. oral dosing 12 months 30 x human dose No observed adverse effect	Phase 2a Psoriasis  ✓ Max. oral repeat dose 200 mg No safety issues detected
	Phase 2 Psoriasis  ✓ Max. oral repeat dose 600 mg No safety issues detected
	Phase 2a COVID-19  ✓ Max. oral repeat dose 600 mg No safety issues detected

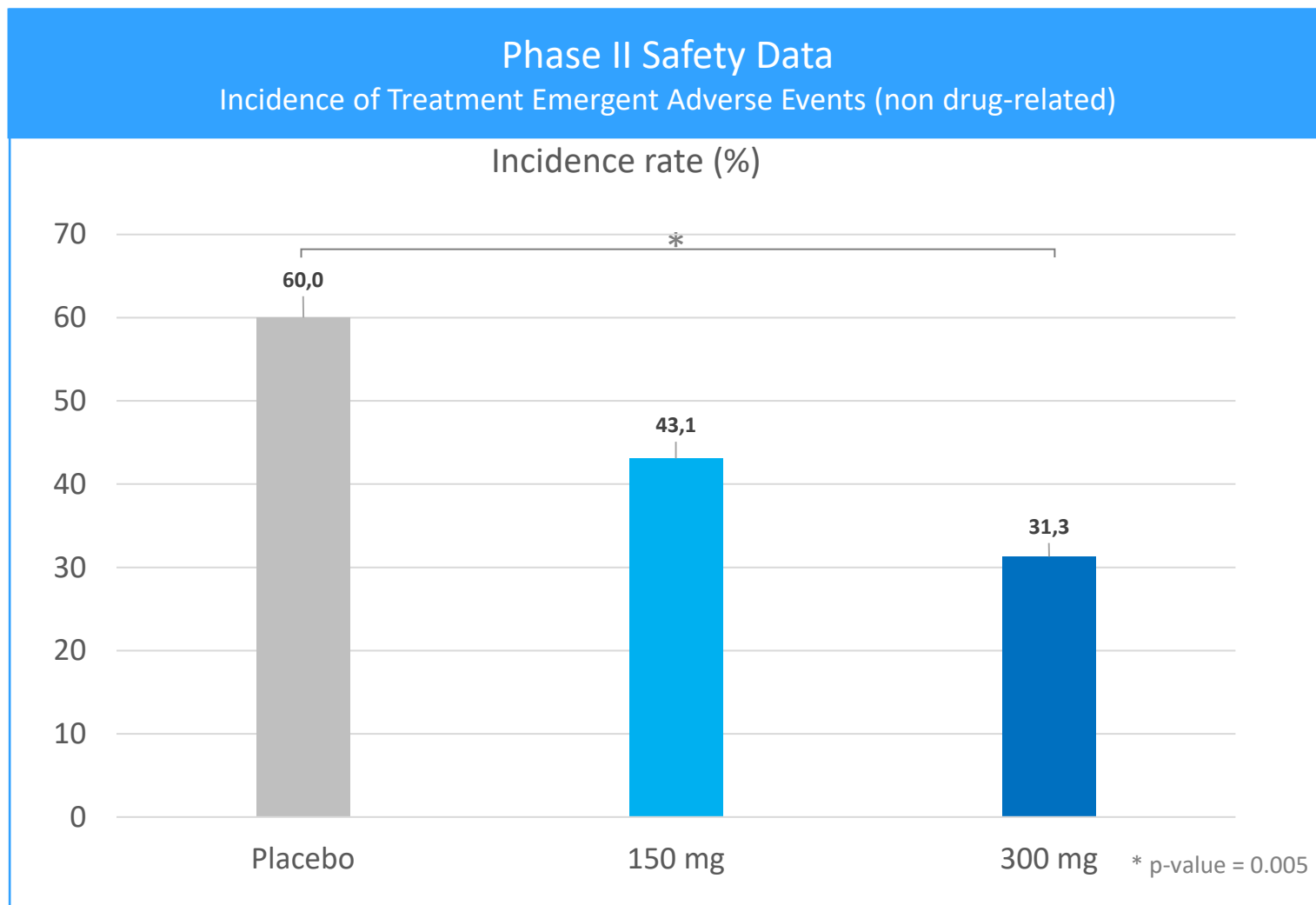


Oral
MP1032

MP1032 demonstrated excellent safety based on data from preclinical studies and four clinical trials with 366 patients (= **234 verum** + 132 placebo).

MP1032: Less TEAEs in Treatment Groups than in Placebo Group

Potential to Reduce Non-Drug-Related Adverse-Events in Fixed-Dose Combinations (FDCs)



Safety data from Phase II clinical trial
MP1032-CT04 Plaque Psoriasis

155 patients; 3 months daily oral

55 placebo b.i.d.

52 150 mg b.i.d.

48 300 mg b.i.d.

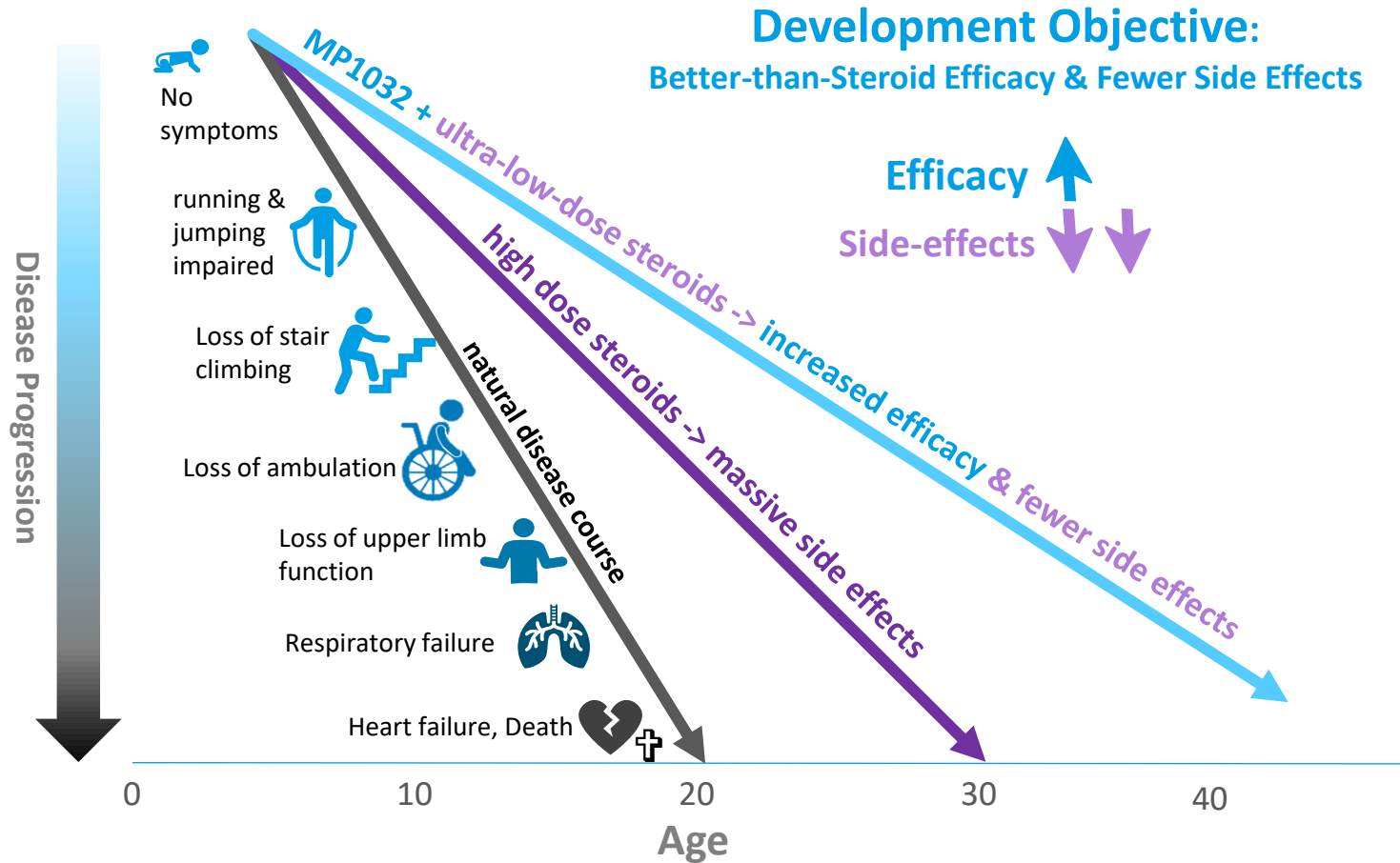
No SAE in MP1032 Groups

300 mg dose reduces TEAEs

SAE = Serious Adverse Event

TEAE = Treatment Emergent Adverse Events

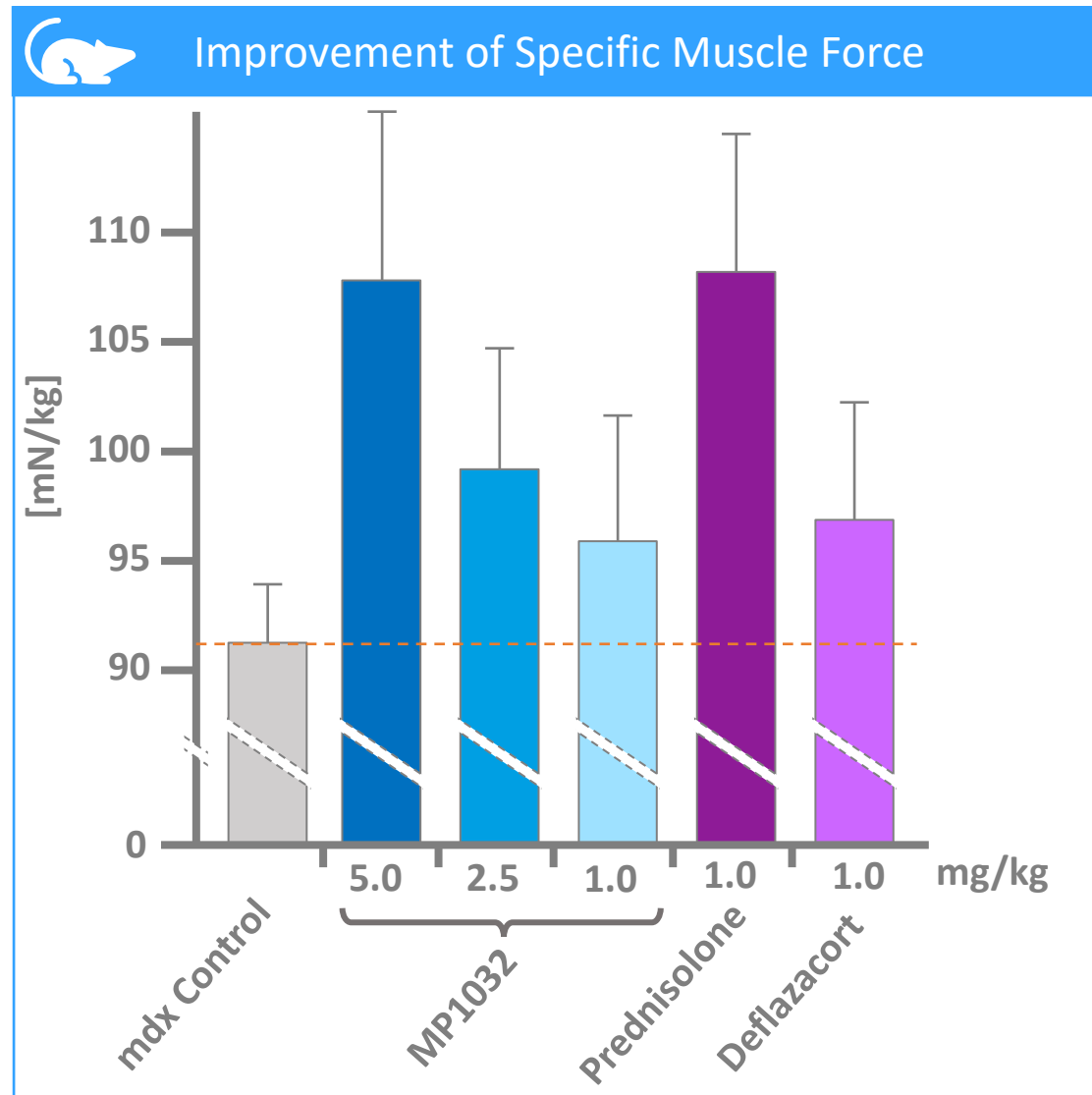
Duchenne Muscular Dystrophy (DMD)



Steroid side effects

- Growth retardation
- Cushing syndrome
- Osteoporosis
- Hypertension
- Behavioral changes

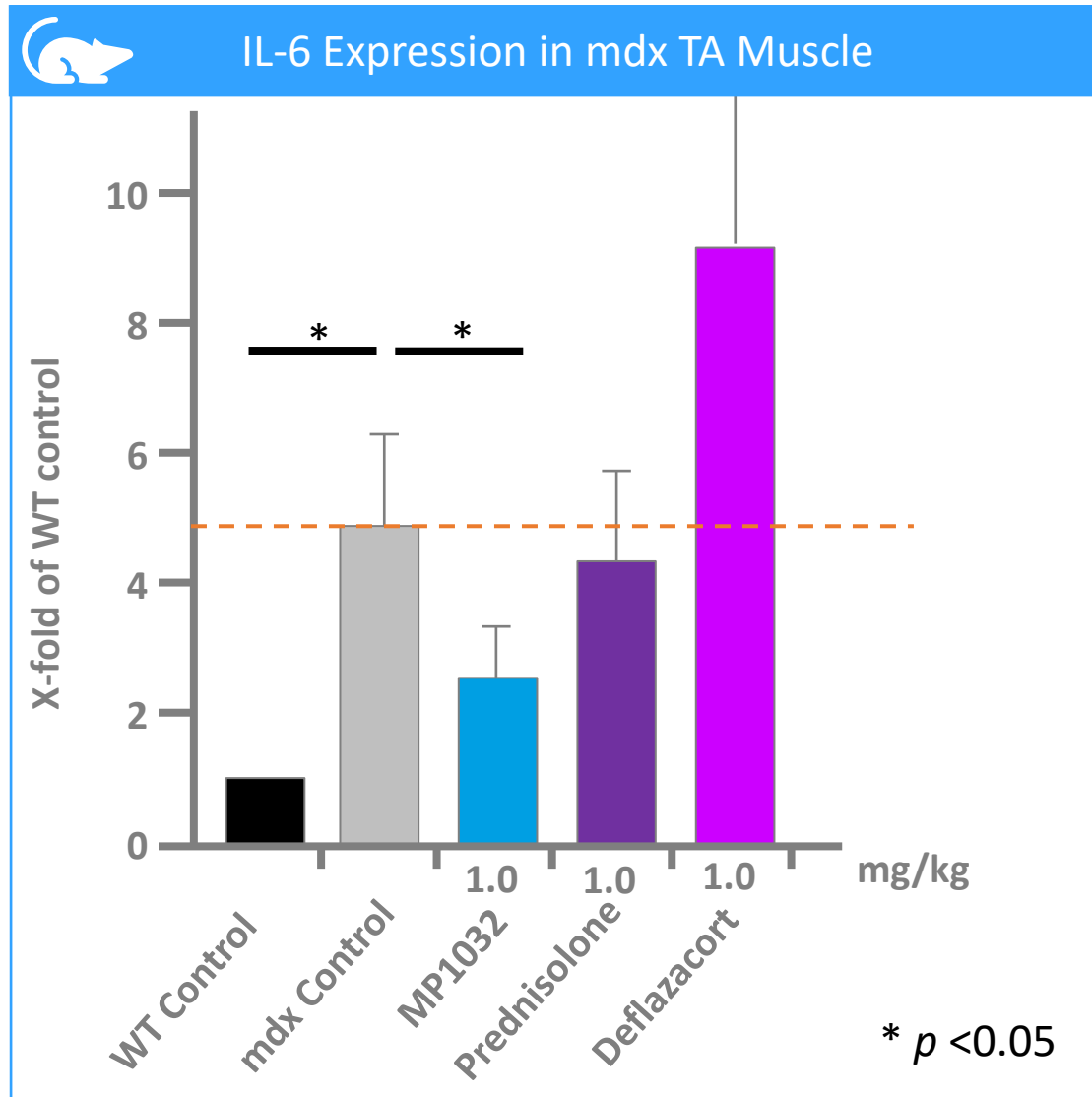
MP1032 Muscle Force Preservation Equal to Corticosteroids in DMD Animal Model (mdx)



MP1032 improves muscle force in DMD mdx mice with same potency as corticosteroids...
...without any steroid side-effects

Study performed by
Agada Research Ltd. Halifax, Canada

MP1032 – IL-6 Inhibition in Muscle in DMD Animal Model (mdx)



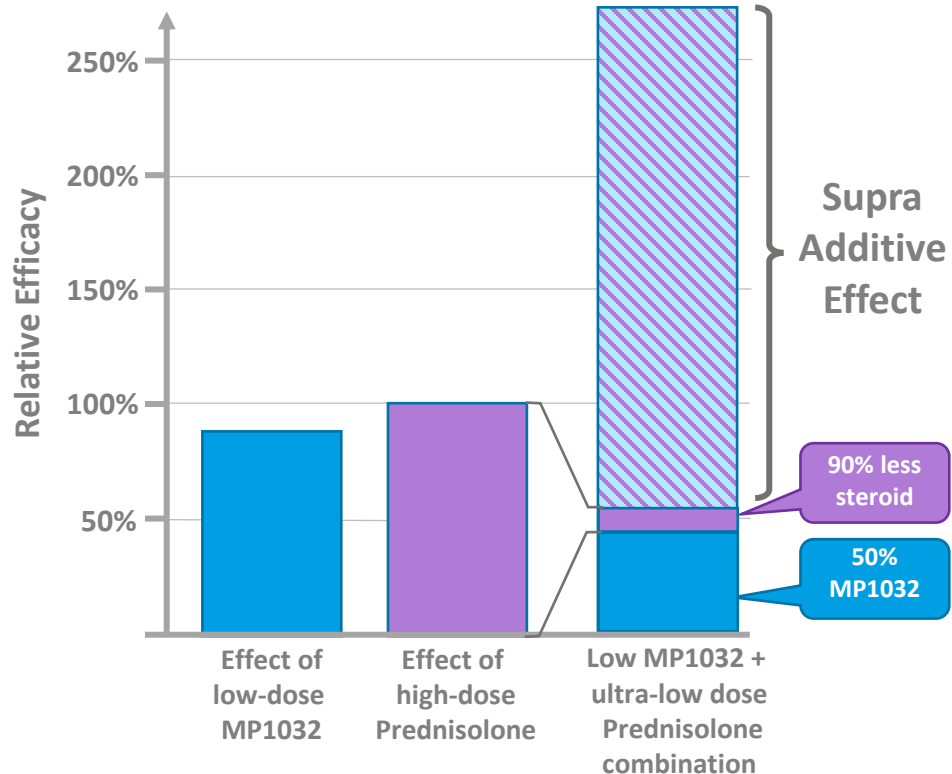
Anti-inflammatory effect
MP1032 elicits meaningful inhibition of IL-6 in *mdx* muscle.

Study performed by
Agada Research Ltd. Halifax, Canada

MP1032 Boosts Corticosteroid Anti-Inflammatory Potency

Efficacy ↑ Side-effects ↓

Cumulative Supra-additive Effect on Cytokine Panel



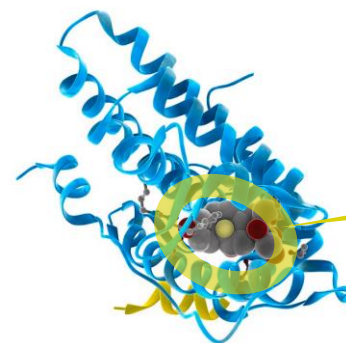
BioMap Assay performed by Eurofins

Oncology

Oncology 2000;59(suppl 1):13-18

Redox Regulation of the Nuclear Receptor

Hirotohi Tanaka^a Yuichi Makino^b Kensaku Okamoto^b Takahisa Iida^b
Noritada Yoshikawa^b Takanori Miura^b

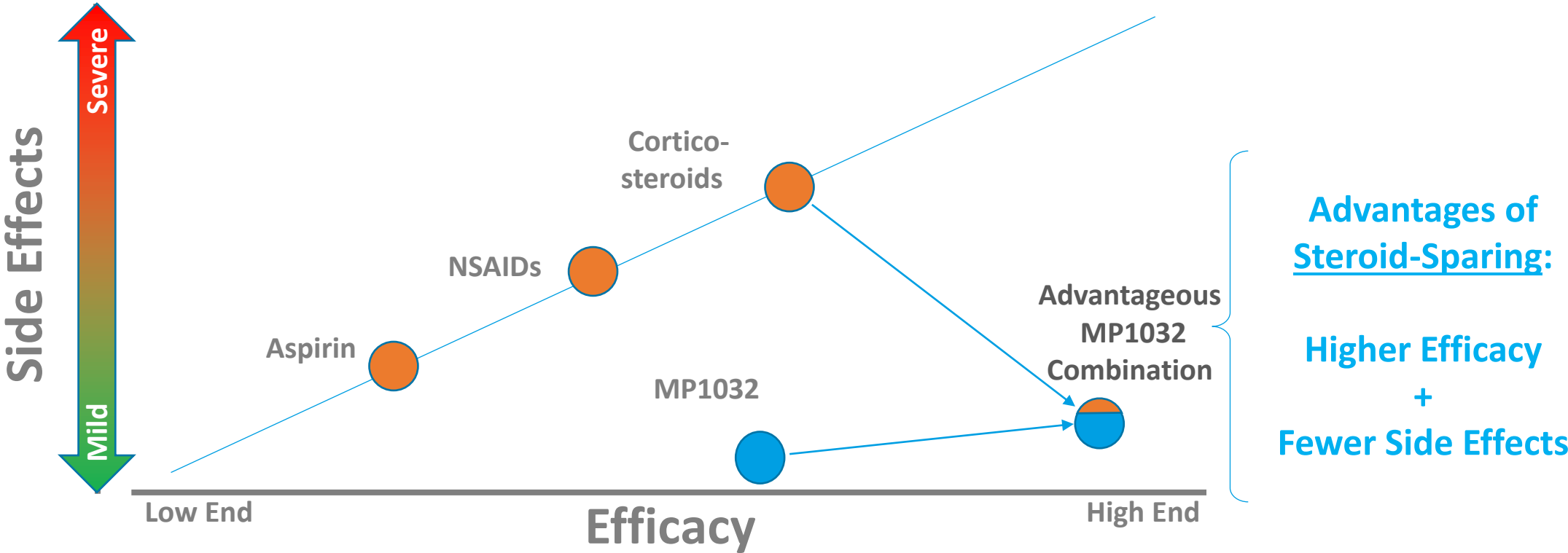


Redox-sensitive region (Cys 481) in vicinity of GCR Ligand Binding Domain

The supra-additive synergistic effect is due to the glucocorticoid receptor's cysteine-rich ligand binding domain, which is sensitive to changes caused by redox changes/oxidative stress/ROS. This weakens steroid binding in cells under oxidative stress, necessitating higher steroid doses for the same effect.

MP1032 can reverse these changes and restores optimal steroid binding. Thus, MP1032 enables lower doses of glucocorticoids.

Combinatorial Drug Repositioning Strategy in DMD, Rheumatoid Arthritis & further Indications with Corticosteroid Standard Therapies



Immune Metabolic Modulation (MP1032) **boosts the efficacy** of existing anti-inflammatory drugs like corticosteroids in a **highly supra-additive way**. This allows for the creation of a **new class** of next-generation fixed-dose-combination drugs with **improved efficacies and fewer side effects from corticosteroids in a large range of indications**

MP1032 – Orphan Indications Development Timelines

Indication	Development Step	2023	2024	2025	2026	2027
DMD Duchenne Muscular Dystrophy	Orphan Designation EU & USA + Paediatric Voucher	█				
	MP1032 + steroids validation (mdx)	█				
	Phase II trial preparation & regulatory		█			
	Production of trial medication		█			
	Phase IIa			█		
	Phase IIb (roll-over from IIa)				█	
	Phase III confirmatory trial					█
	Early access program – ATU in F					█
	Conditional marketing authorization (EU) Accelerated Approval (FDA)					█
2 nd Orphan Indication	2 nd Ind. – Preclinical validation		█			
	2 nd Ind. – Orphan designation USA & EU			█		
	2 nd Ind. – Production of trial medication			█		
	2 nd Ind. – Phase IIa trial				█	




Ideal transaction window
M&A/Asset Deal/IPO

Corticosteroid Sparing – A Significant Market Opportunity


Corticosteroids: still the most widely used therapy for e.g.

Orphan Opportunities	Large Non-orphan Indications		
<ul style="list-style-type: none"> • Duchenne Musc. Dystrophy • Juvenile Idiopathic Arthritis • Becker Muscular Dystrophy • Other Muscular Dystrophys • Autoimmune Hepatitis 	<ul style="list-style-type: none"> • Psoriasis • Rheumatoid Arthritis • Inflammatory Bowel Disease • Multiple Sclerosis • COVID-19 (hospitalized) 	<ul style="list-style-type: none"> • Syst. Lupus erythematosus • Sarcoidosis • Polymyalgia Rheumatica • Polymyositis • Urticaria 	<ul style="list-style-type: none"> • Asthma • COPD • Interstitial Lung Disease • Rhinitis • Contact Dermatitis

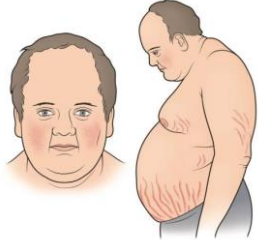
Corticosteroids: highly effective - but problematic side-effect profile




Heart Damage




Osteoporosis



Cushing Syndrome



Eye Damage



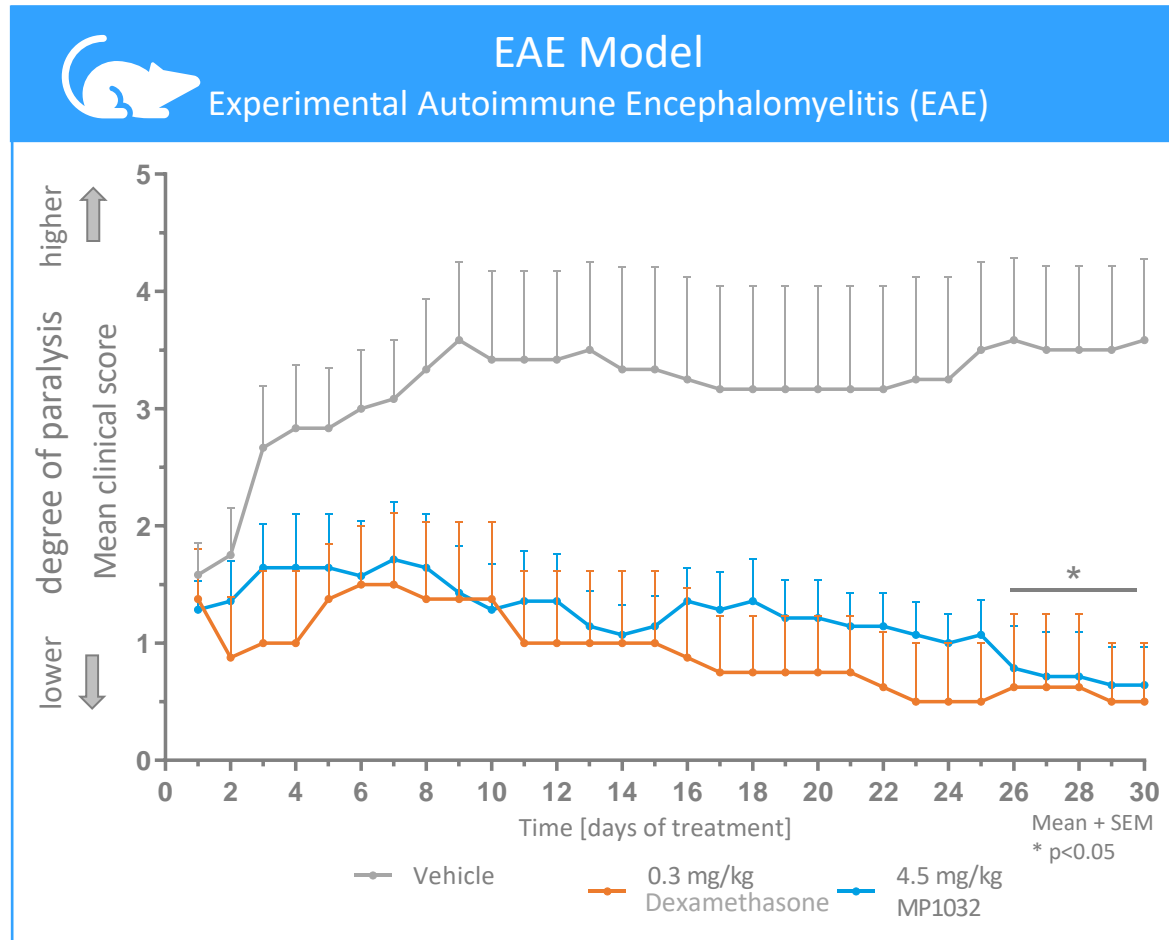
Growth Retardation

+ Further Side Effects



Multiple Sclerosis

Pre-Clinical : Multiple Sclerosis Model



← Placebo = Paralysis

← MP1032 = No Disease Progression

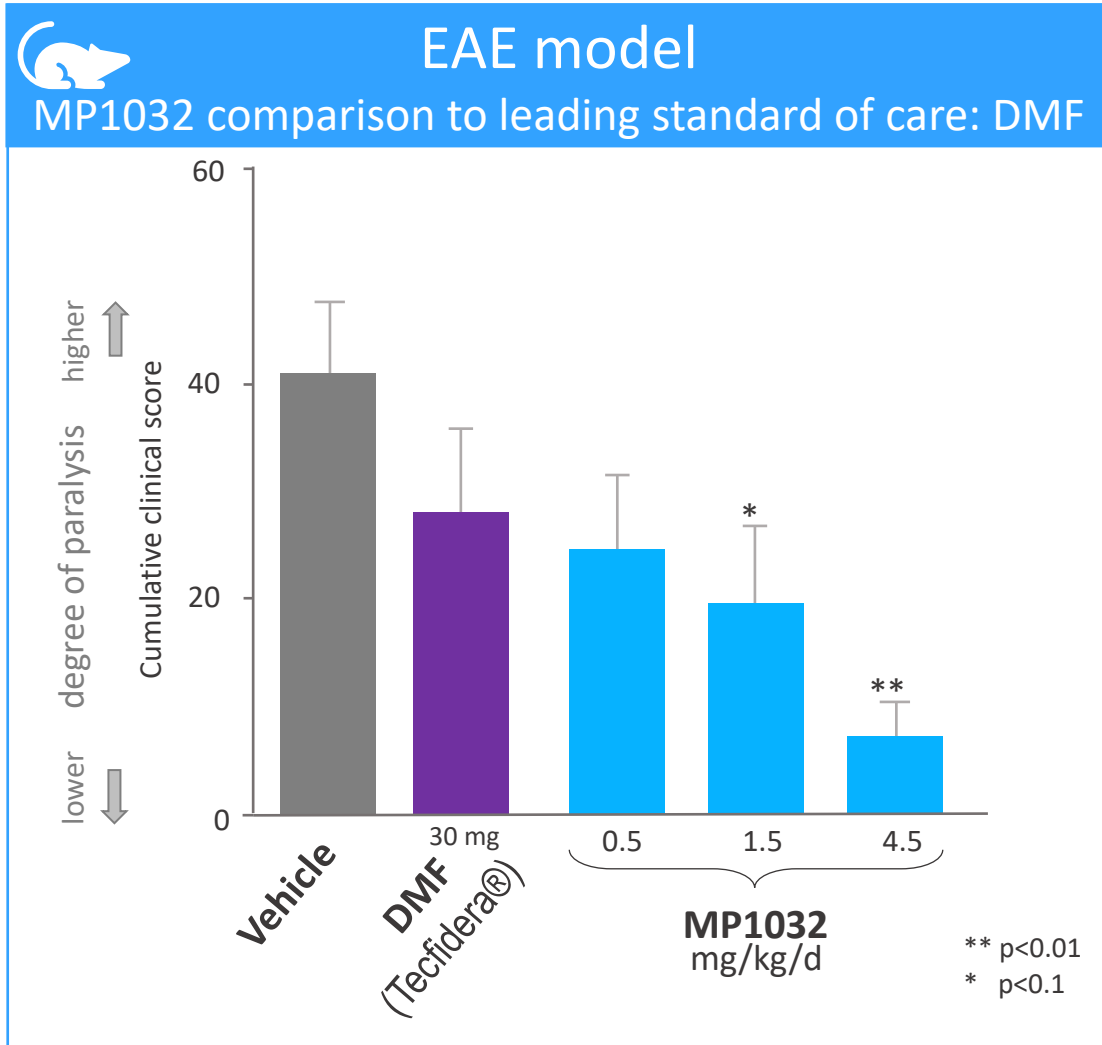
← Corticosteroid Dexamethasone

Study conducted by Prof. Nicoletti, University of Catania, Italy



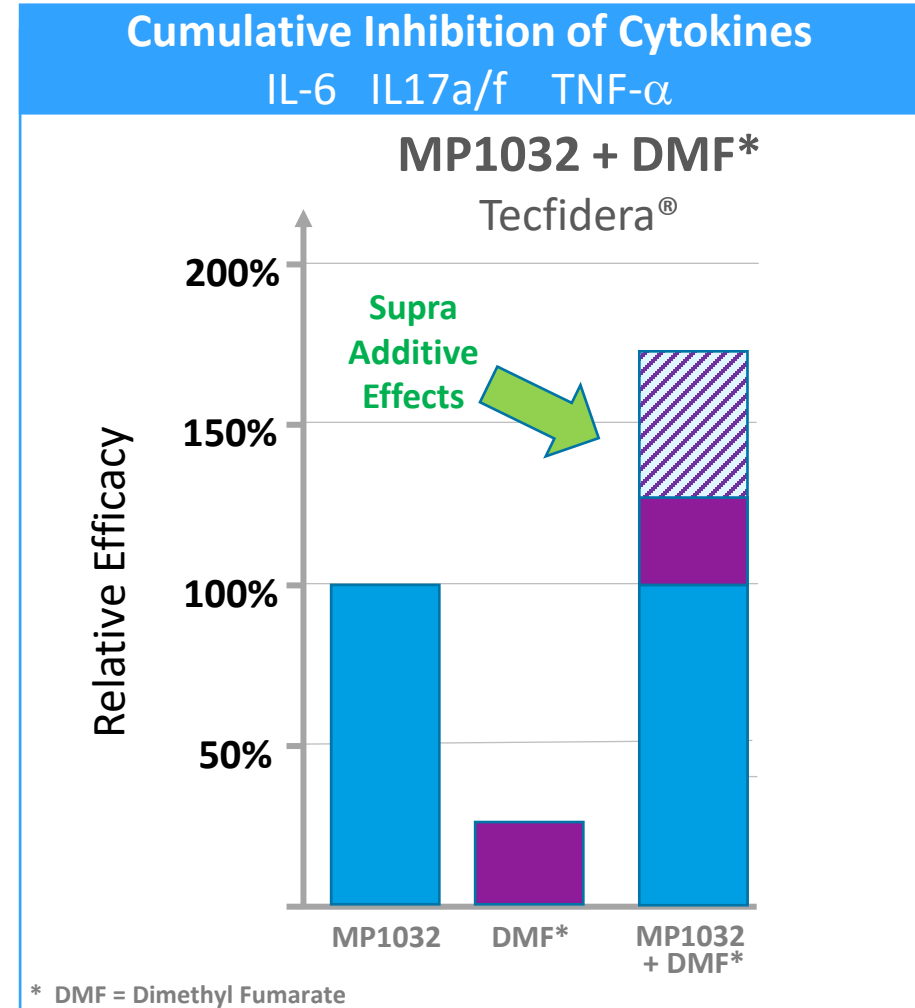
MP1032 works better than leading oral MS drug

MS



Study conducted by Prof. Nicoletti, University of Catania, Italy

Synergism with Best-in-Class Potential for MS



BioMap Assay performed by Eurofins



Pre-Clinical POC: Rheumatoid Arthritis (1)

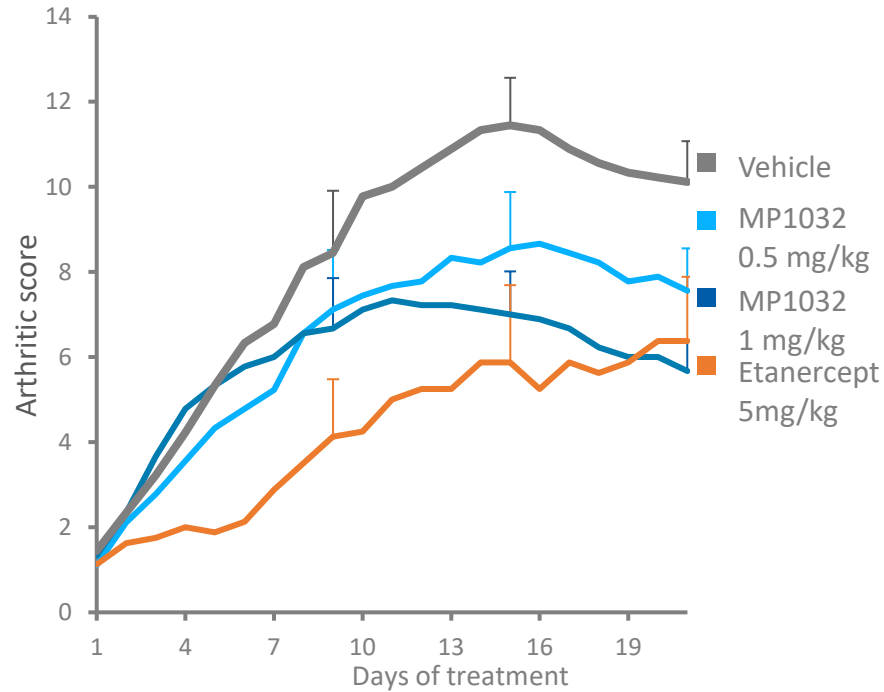
MP1032 improves Arthritic Disease Score and Joint Preservation in CIA Model

Collagen-induced Arthritis (CIA) mouse model

Rheumatoid Arthritis

Improvement of arthritic score

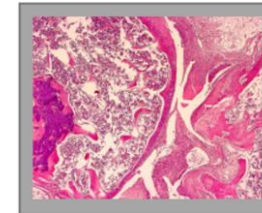
- lower is better -



In Collagen-induced arthritis (CIA) mouse model, MP1032 treatment resulted in significantly improved arthritic disease score, on par with TNF-inhibitor Etanercept (Enbrel®).

Knee Joint Histology Cross-sections (day 20)

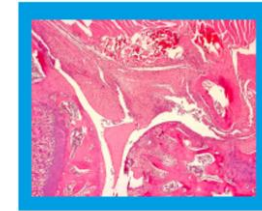
Placebo



Vehicle

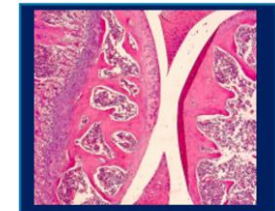
Cross section of hind-leg knee joint, showing massive infiltration and destruction of joint morphology

MP1032



0.5 mg/kg

Low-dose MP1032 results in less infiltration and partial joint preservation.



1.0 mg/kg

High-dose MP1032 results in minor infiltration and complete joint preservation.

Histological assessment showed dose-dependent disease modifying effect in form of joint preservation.

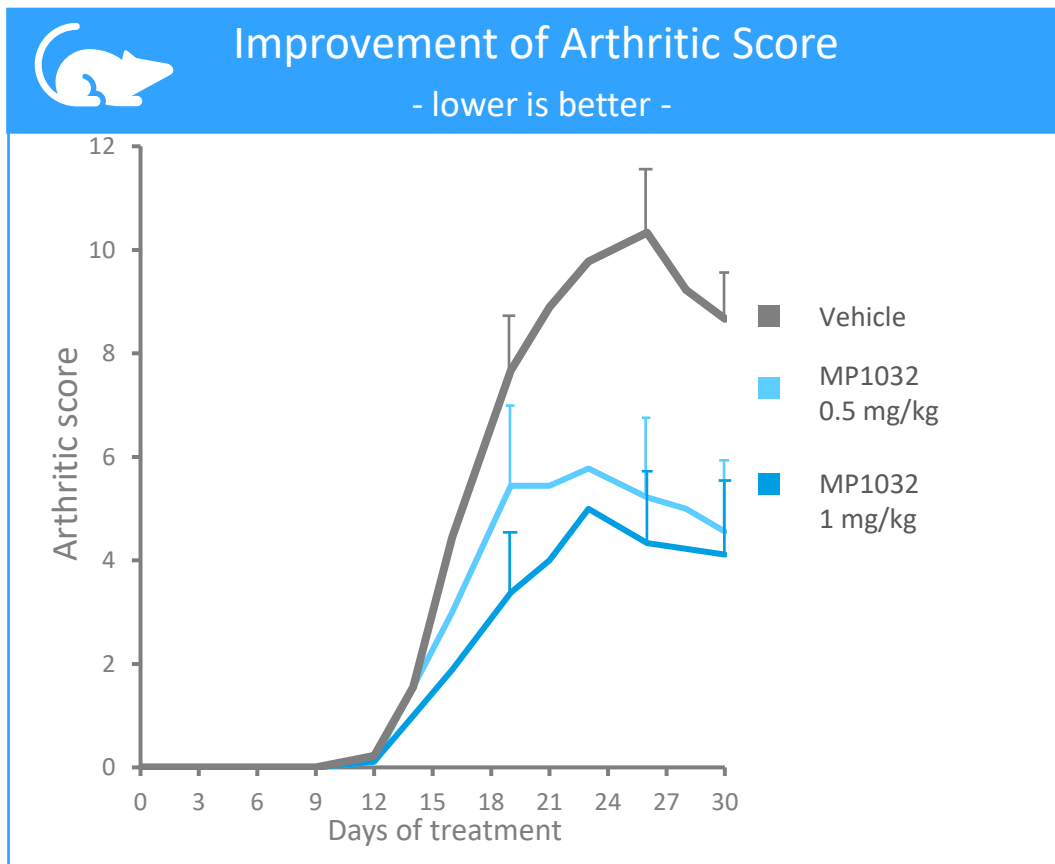
Studies performed by Prof. Nicoletti, University of Catania, Italy



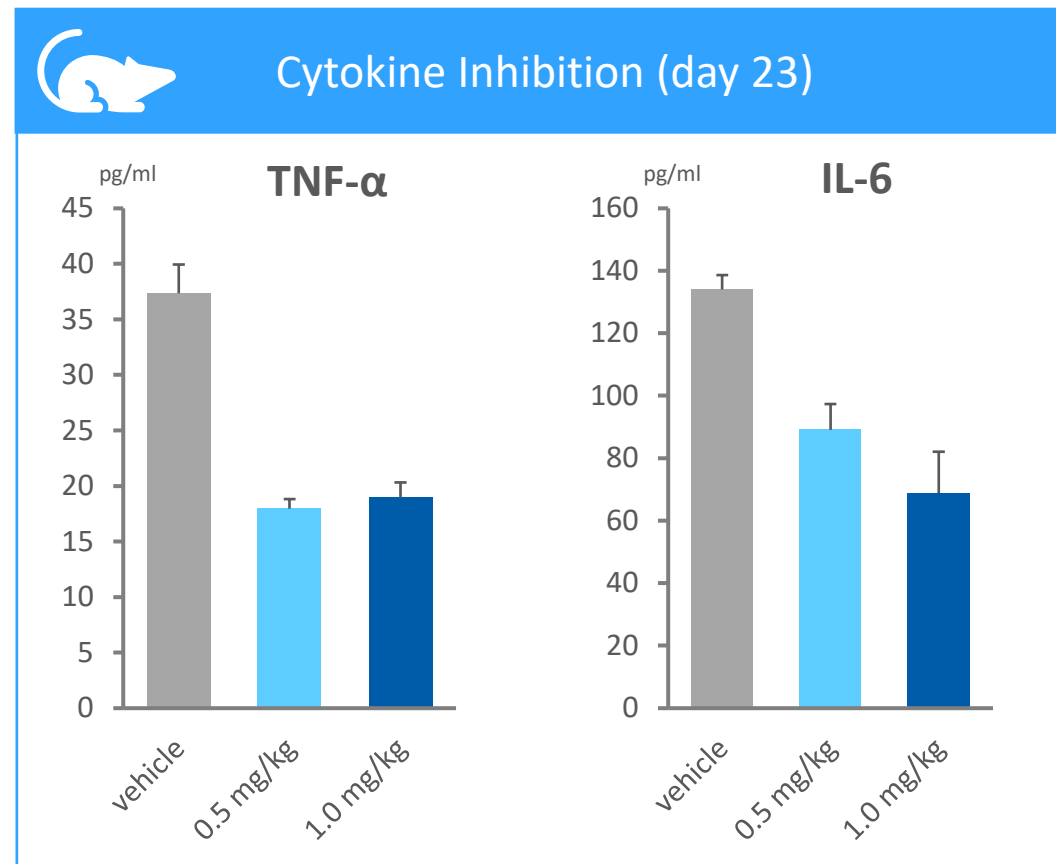
Rheumatoid Arthritis

Pre-Clinical: Rheumatoid Arthritis Model (2)

Antigen-induced Arthritis (AIA) mouse model



In this antigen-induced arthritis (AIA) mouse model, MP1032-mediated immune metabolic modulation improved arthritic disease score compared to vehicle.



MP1032 induced a significant inhibition of two key pro-inflammatory cytokines involved in auto-immune arthritis in mouse AIA model.

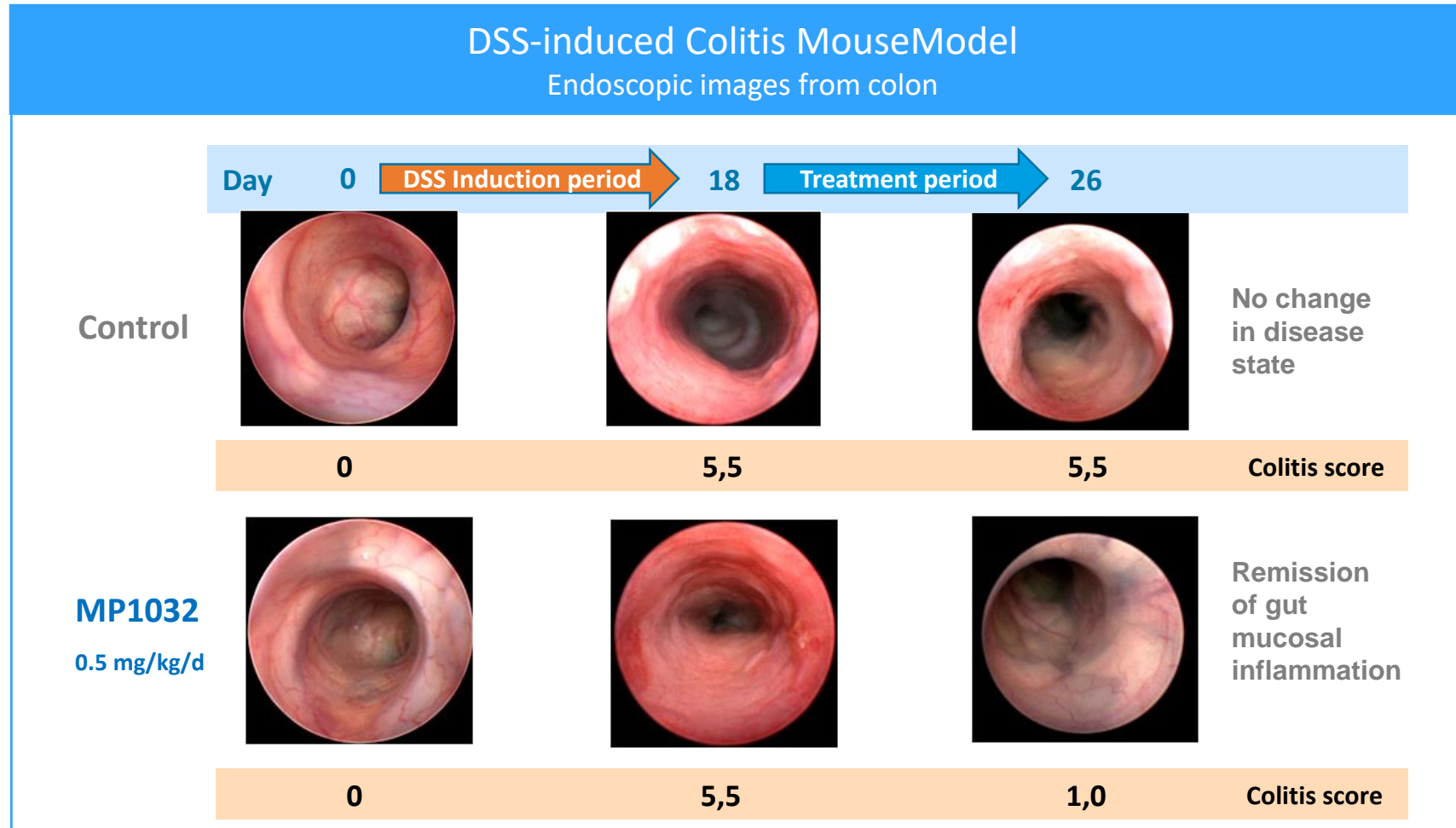
Studies performed by Prof. Nicoletti, University of Catania, Italy



Crohn's
U. Colitis

Pre-clinical POC: Inflammatory Bowel Disease

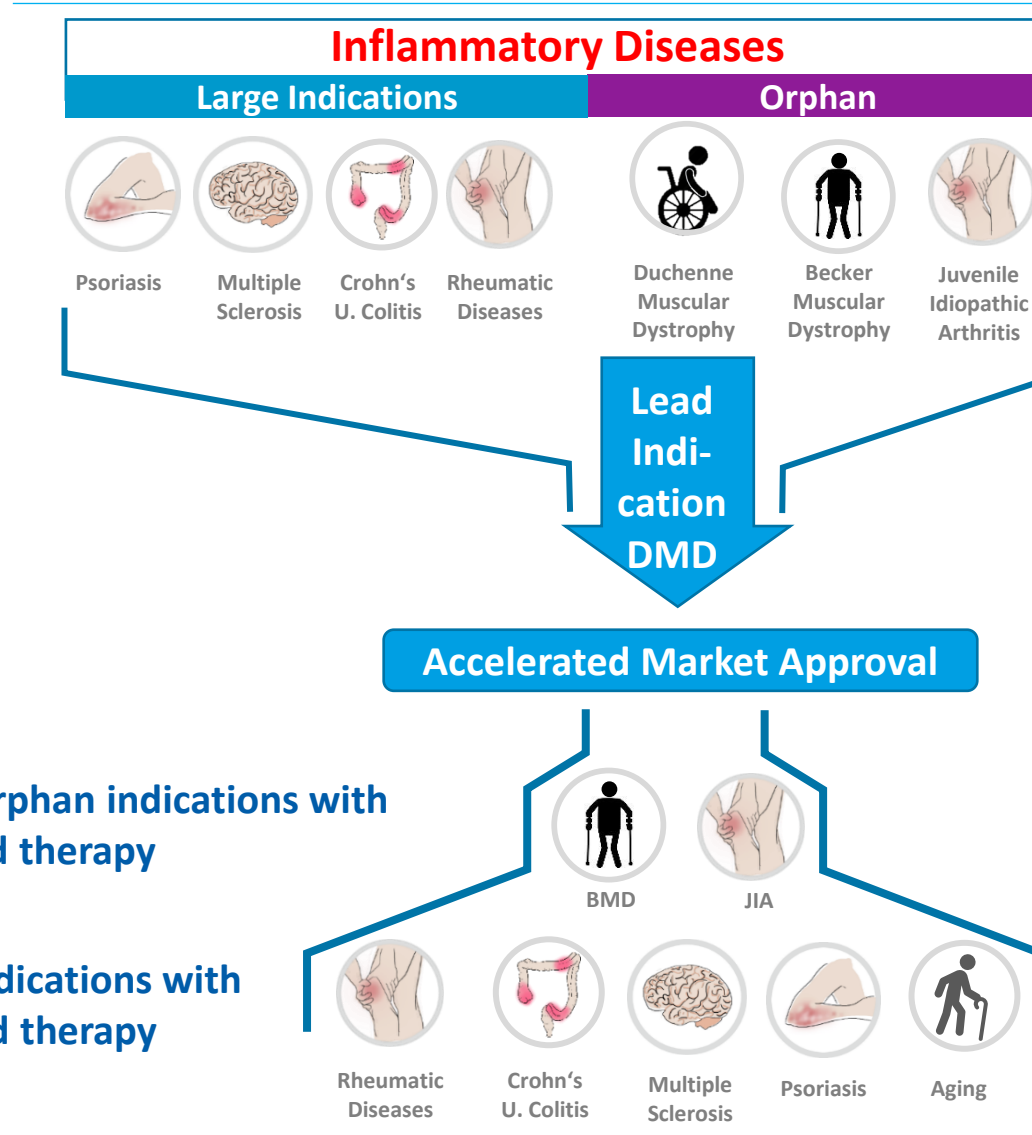
MP1032-mediated metabolic modulation improves gut inflammation in DSS-induced Colitis Mouse Model



In DSS-induced colitis mouse model. Systemic once-daily treatment with MP1032 metabolic modulator after full induction (therapeutic treatment) resulted in a near-complete remission of gut mucosa within 8 days. Endoscopic images of colon.

Study performed by Dr. Grötzinger, Charité, Berlin

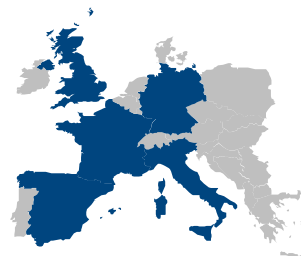
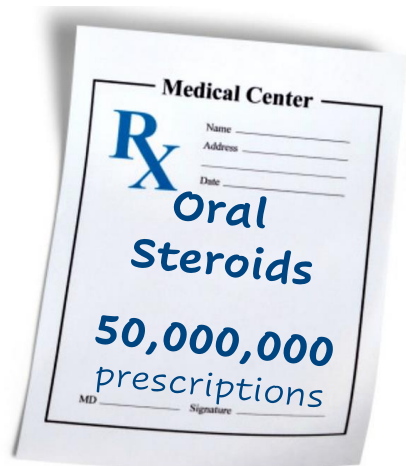
Development Strategy: Initial Focus on Orphan Diseases



Duchenne Muscular Dystrophy

- High medical need
- Orphan disease
- Regulatory fast track
- Strong support from patient organizations

Glucocorticoid¹ Market Opportunity

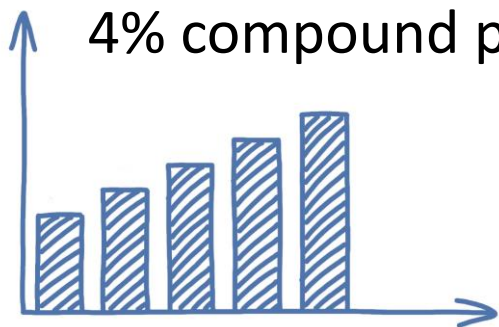


5 Big EU

Total Addressable Market: Worldwide Estimated >>200 Million Prescriptions per Year

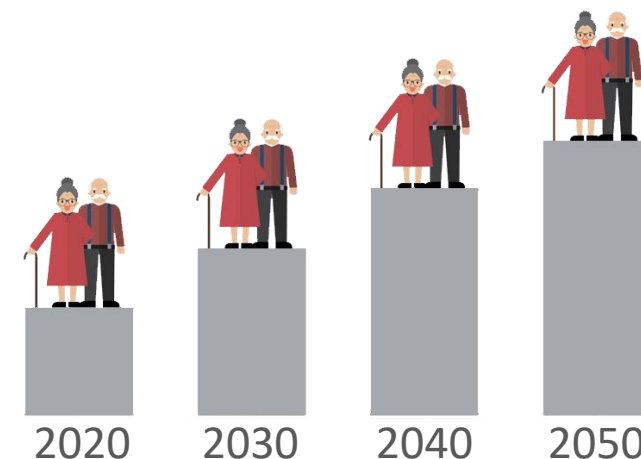
Projected Market Growth

4% compound per year











Growth Drivers:

- Aging
- Demographic Change
- Rise in Chronic Diseases

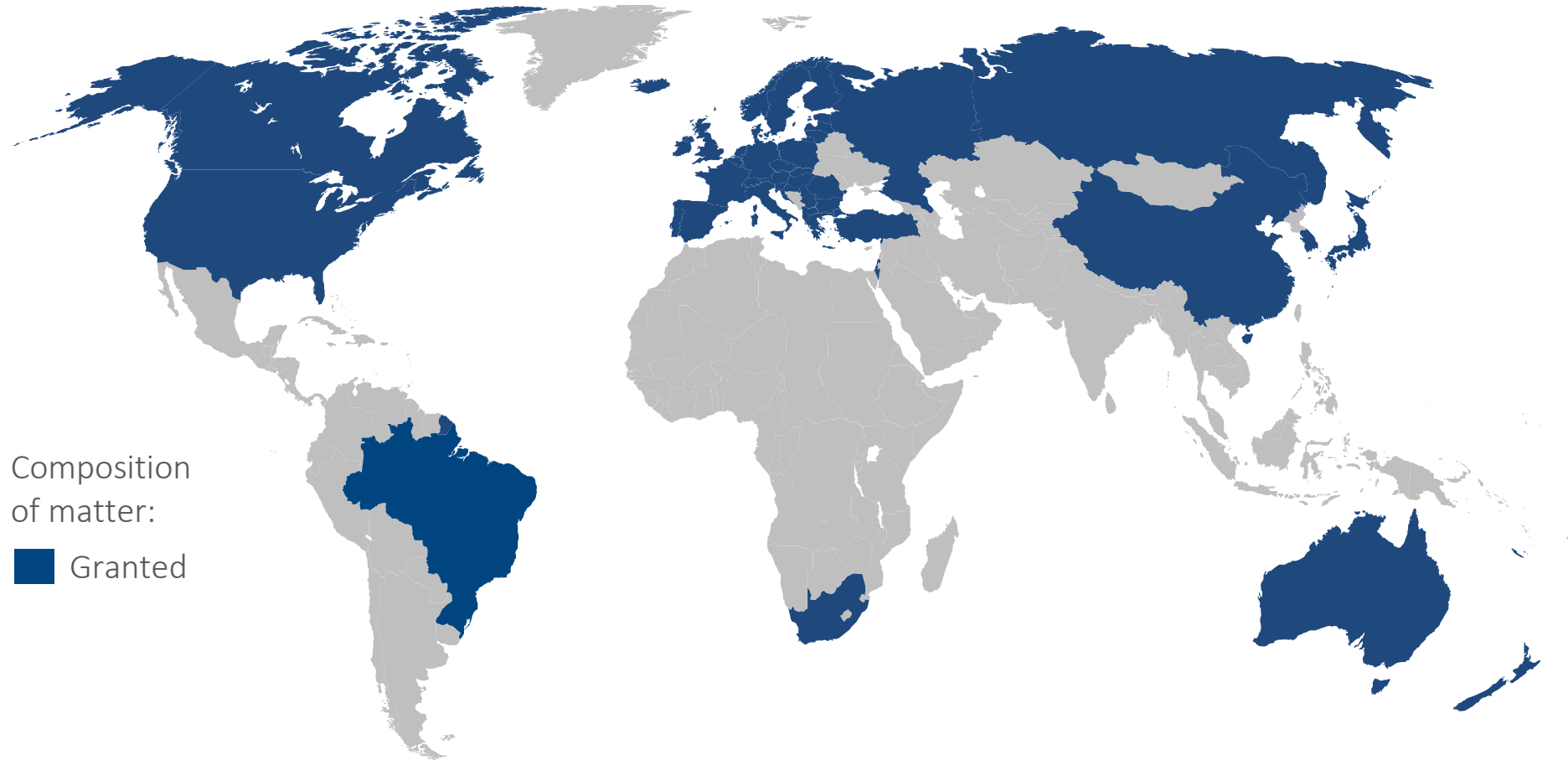


¹ Glucocorticoids are one of the two types of corticosteroids

Total Market Potential for MetrioPharm Pipeline

Indication	Medical Need & Market Opportunity	Total Market
 Duchenne Muscular Dystrophy	Steroid-sparing therapies with improved disease-slowng properties and outstanding safety profile (PoC for other inflammatory diseases)	\$ 4 Billion
 Juvenile Idiopathic Arthritis	Steroid-sparing therapies with improved disease-slowng properties and outstanding safety profile (PoC for other inflammatory diseases, see below)	\$ 2 Billion
 Psoriasis	A safer and more effective oral drug, especially for the large, underserved segment of mild-to-moderate psoriasis (e.g. by steroid-sparing)	\$ 26 Billion
 Multiple Sclerosis	A more effective oral therapy with better tolerability compared to currently leading drugs (e.g. by steroid-sparing or other fixed-dose combinations)	\$ 24 Billion
 Inflammatory Bowel Disease	Oral maintenance therapies with higher response rates than salicylates and better long-term safety than corticosteroids (by steroid-sparing)	\$ 20 Billion
 Rheumatoid Arthritis	An effective, oral early-intervention treatment for safe long-term use (e.g. by steroid-sparing)	\$ 28 Billion
 COVID-19 and other potentially pandemic infectious diseases	1. Virus-variant-independent oral drug for safe prophylactic & early intervention use in immune-compromised patients & Long/Post COVID 2. PoC for host-directed therapies for other (potentially pandemic) infectious diseases such as Influenza Virus, Respiratory Syncytial Virus & others (see below)	\$?? Billion
 Other Infectious Diseases	Host-directed therapy for Multi Drug Resistant Infections, Clostridioides difficile, Sepsis, Acute Respiratory Distress Syndrome (ARDS) etc.	\$ 10+ Billion

Strong Intellectual Property Portfolio



- Strong intellectual property portfolio with 21 patent families including 98 granted patents to-date
- Composition of matter patents: valid until 2031 (plus PTE/SPC options)
- Medical use patent applications in various fixed-dose combinations: valid until 2042/2043

Corporate Strategy 2023-2027

I. Focus on orphan indication(s):

Duchenne Muscular Dystrophy (-> replace anti-inflammatory standard therapy of high-dose corticosteroids with severe side effects)

- Accelerate regulatory path by **Orphan Drug Designation, PRIME and Break-Through Designations** in the EU & US
- Increase support from **international KOLs & international patient advocacy groups**
- Execute **phase IIa & IIb and start phase III** (to be supported by public and charity grants)
- Achieve **ATU (Autorisation Temporaire d'Utilisation)** early access program in France
- Reach most important value inflection point: **Conditional Marketing Authorization (EMA) / Accelerated Approval (US-FDA)**
- Fulfill conditions for **Pediatric Voucher for any other indication (high value for large pharma companies)**

II. Raise up to CHF 40M (at least CHF 20 M) equity financing

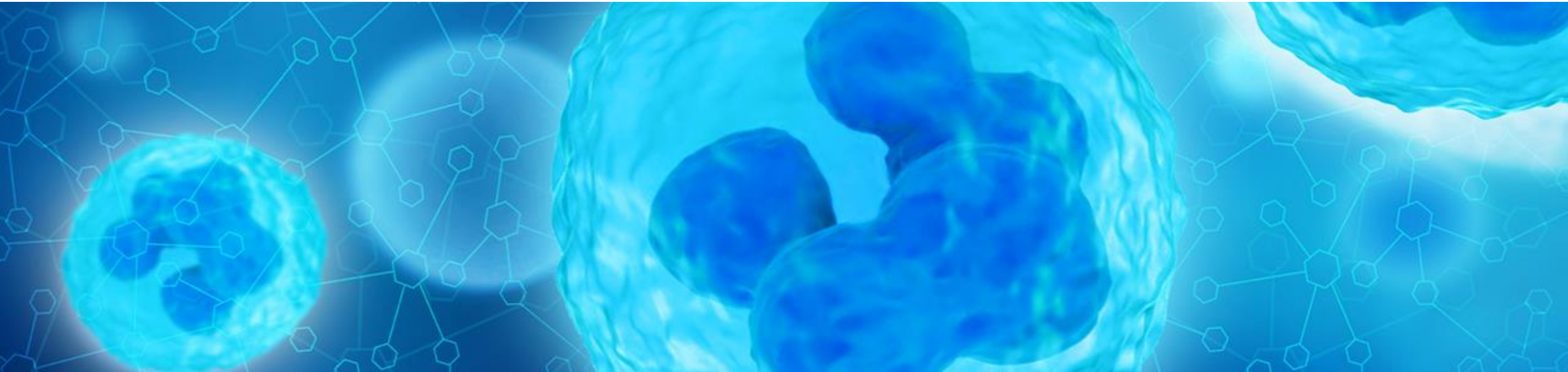
- Thereof so far **CHF 18 M raised** in May 2023

III. Further financing by grants (public & from charities) and/or by pharma partnering for

- Clinical trials for **Duchenne Muscular Dystrophy (DMD)** and **other orphan indications** in US & Europe
- **COVID-19** as proof of concept for **host-directed therapy (HDT)** for **(potentially pandemic) infectious diseases**

IV. Partnering (preferably in China or Japan)

- Find partner for **DMD, Psoriasis, Multiple Sclerosis, Rheumatoid Arthritis, Inflammatory Bowel Disease, Sepsis and HDT indications**
- **Conduct a phase IIa study to be financed by partner and/or grants**



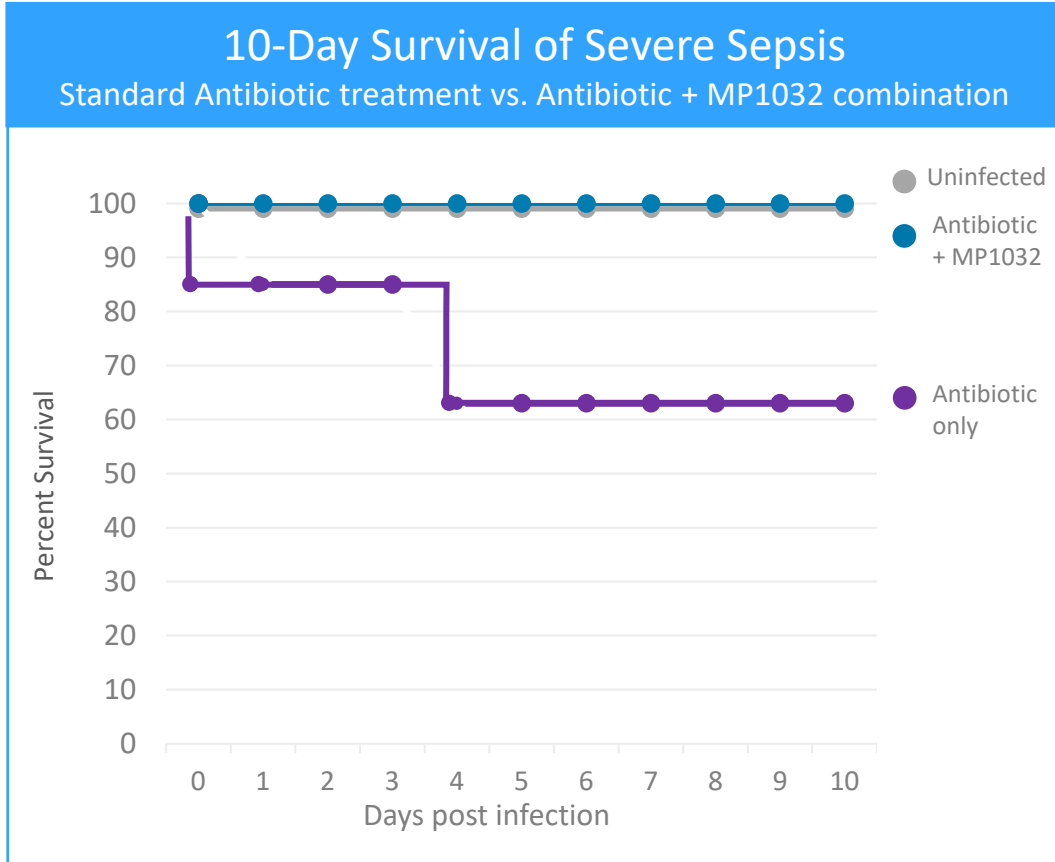
APPENDIX



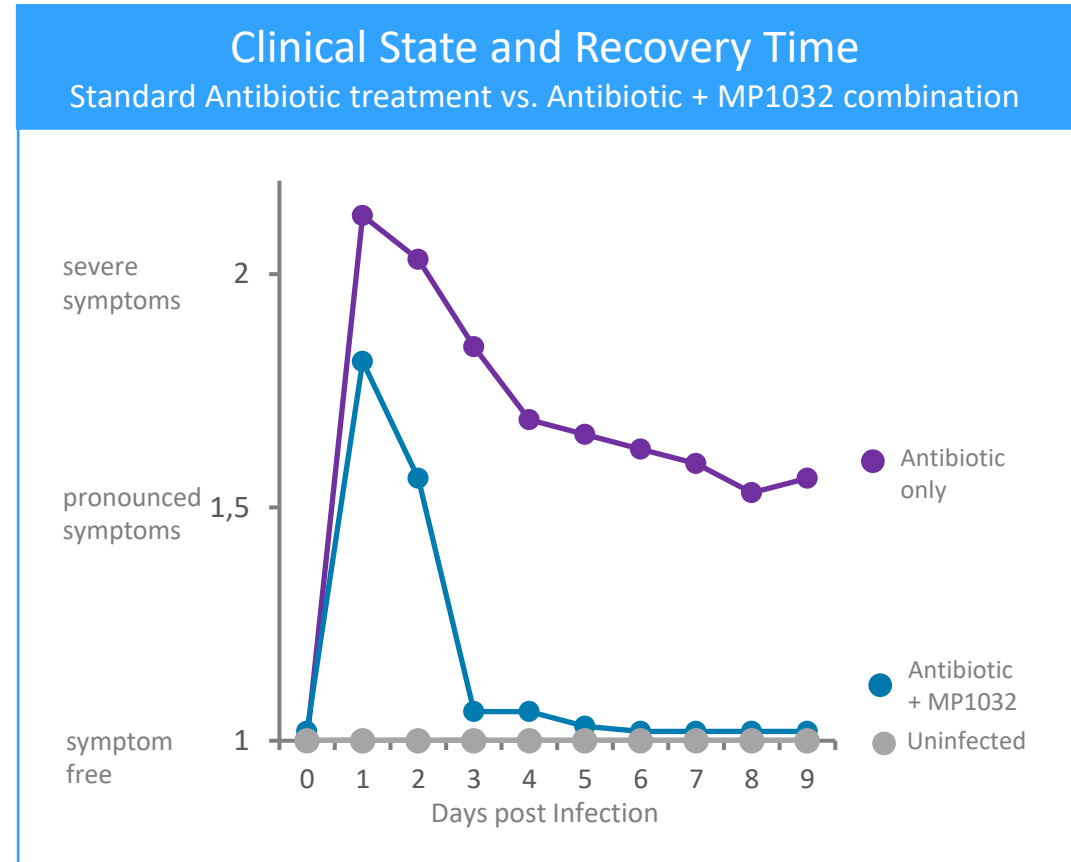
Bacterial Infection
Sepsis

Preclinical POC: Sepsis (1)

Feces-Injection Peritonitis Model (Mouse)



100% animals treated with antibiotic Meropenem plus MP1032 combination therapy survived and fully recovered.
62% of animals in the Meropenem-only group survived, albeit in a clinically poor condition.



The Gonnert score evaluates clinical and behavioral signs of disease and health in animals: movement vs. apathy; food intake, fur, stool. Ranges from 1.0 (normal/healthy) to 3.0 (terminally ill).
Animals treated with antibiotic + MP1032 combination fully recovered within 3 days. Surviving animals treated with antibiotic monotherapy recovered only partially.

Double-blinded study performed by Dr. Ignazio Rubio, Center for Sepsis Control and Care, Jena, Germany



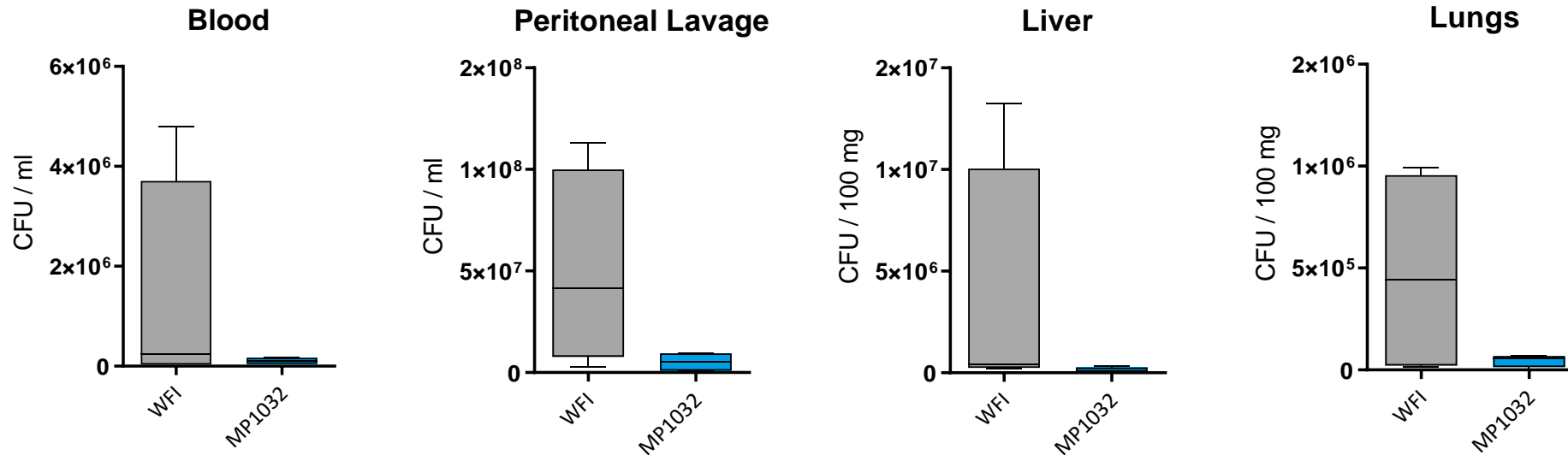


Preclinical POC: Sepsis (2)

Host-Mediated Anti-Bacterial Effect of MP1032 Metabolic Modulation

Colon Ascendens Stent Peritonitis (CASP) Sepsis Model

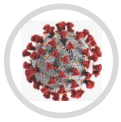
Anti-bacterial effect of MP1032-mediated Macrophage Metabolic Modulation



Number of bacteria (CFU = colony forming units) in different tissues 12 hours after CASP peritonitis induction. Animals were treated with two systemic doses of MP1032, 1h and 7h post sepsis induction as sole treatment. Water for injection (WFI) was used as control.

This marked **anti-bacterial effect was mediated solely by MP1032 Macrophage Metabolic Modulation**, since direct treatment of bacterial cultures with MP1032 had no influence on bacterial growth (data not shown). Consequently, redox metabolic modulation is a **highly promising approach to treat bacterial infections** that also covers **all antibiotic-resistant strains**.

Study performed by Prof. Traeger, University of Greifswald, Germany



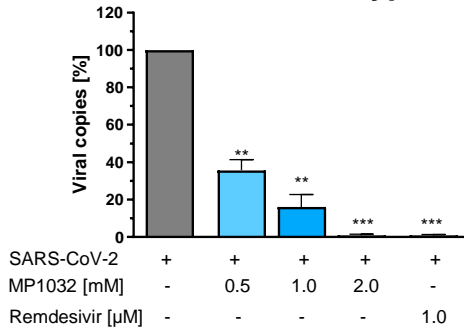
COVID-19

Anti-Viral Activity of MP1032 Against Various SARS-CoV-2 Variants

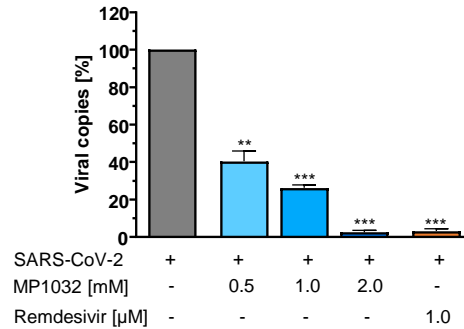
Host-Mediated & Dose Dependent Efficacy - Independent from Virus Variants

MP1032: SARS-CoV-2 Viral Replication in Human Lung Epithelial Cells

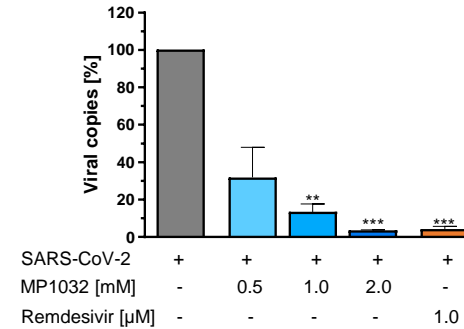
Wuhan Type



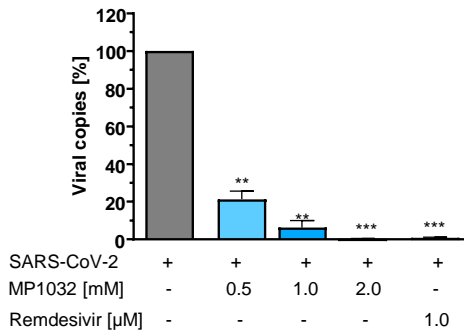
Alpha Variant



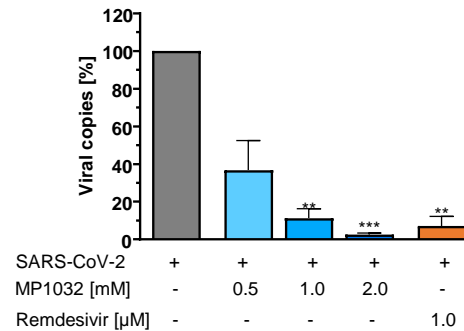
Beta Variant



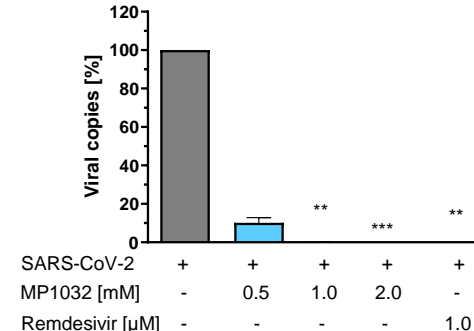
Gamma Variant



Delta Variant



Omikron Variant



Human lung epithelial cells were infected with virus variants of SARS-CoV-2. Virus replication was reproducibly reduced by MP1032 in dose-dependent manner. Anti-viral effect was consistent, independent of virus variant.

Data from Schumann S et al. Immune-Modulating Drug MP1032 with SARS-CoV-2 Antiviral Activity In Vitro: A potential Multi-Target Approach for Prevention and Early Intervention Treatment of COVID-19. *Int J Mol Sci.* 2020 Nov 20;21(22):8803. Further data from ImmunoLogik GmbH in collaboration with Prof. Ulrich Schubert of University of Erlangen, Germany.

COVID-19¹ Phase IIa Study Final Data Analysis

PoC for Host-Directed Therapies for Potentially Pandemic Infectious Diseases¹

Final data analysis reveals significantly better results than early top-line data suggested

Efficacy and safety advantages compared to Standard of Care (SoC)²:

- Hospitalization times reduced by 2.4 days
(Better than published data of existing drugs Remdesivir and Molnupiravir at similar endpoints)
- Median Intensive-Care-Unit-stay: 4 days shorter
- 23% lower relative long-term (60d) mortality
- Favorable biomarker readouts compared to placebo + SoC
 - Lower C-Reactive Protein (CRP) => lower general inflammation
 - Higher GFR => better kidney function (predictor of better clinical outcomes)

¹ **Financed by EU Grant of EUR 7.9m -> further developments to be financed by grants and/or partnering with large pharma companies**

² Findings from MP1032 treatment group + SoC compared to placebo group + SoC as calculated by Saarmetrics

USA: Medical Need and Government COVID Therapeutics Strategy



Outpatient

PrEP



PEP



Therapy



Pre-Exposure Prophylaxis (PrEP)

- No approved PrEP treatment available
- „Evusheld“ not authorized for emergency use anymore (FDA)

Post-Exposure Prophylaxis (PEP)

- No current PEP treatments
- Studying new and improved treatments as virus variants change

COVID-19 Treatment

Effective when started within a specific limited timeframe from onset of illness


- Oral antiviral
- IV antiviral
- Monoclonal antibodies (mAbs)

Paxlovid

Lagevrio (molnupiravir)



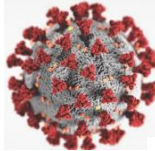
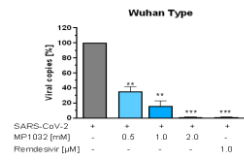

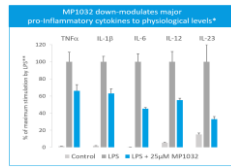
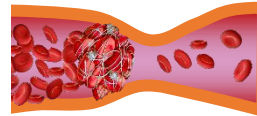
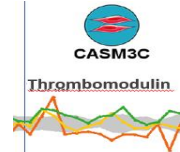
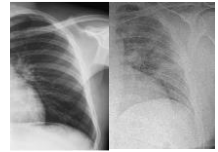
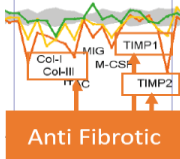
MP1032 COVID Market Opportunity
Still no approved drug available for these market segments



MP1032 is Effective Against 4 Cardinal Drivers of Long COVID

MP1032 Immune-Metabolic Modulation: A Multi-modal Therapy Opportunity to Treat Long COVID

COVID-19

Long Covid Pathology	References	MP1032 Therapeutic Effect
<p>1 Persistent Virus</p> 	<p>Couzin-Frankel J. Clues to long COVID. Science. 2022 Jun 17;376(6599):1261-1265</p> <p>Zollner A, Koch R, et al. Postacute COVID-19 is Characterized by Gut Viral Antigen Persistence in Inflammatory Bowel Diseases. Gastroenterology. 2022 Aug;163(2):495-506</p>	 <p>Wuhan Type</p> <p>MP1032 inhibits SARS-CoV-2 replication independent of virus variants</p> <p>MP1032 Effect</p> <p>Fights persistent virus</p>
<p>2 Immune Metabolic Dysregulation</p>  <p>TNF-α \uparrow IL-1β \uparrow IL-6 \uparrow</p>	<p>Phetsouphanh C, Darley DR, et al. Immunological dysfunction persists for 8 months following initial mild-to-moderate SARS-CoV-2 infection. Nat Immunol. 2022 Feb;23(2):210-216.</p> <p>Schultheiß C, Willscher E, et al. The IL-1β, IL-6, and TNF cytokine triad is associated with post-acute sequelae of COVID-19. Cell Rep Med. 2022 Jun 21;3(6):100663</p>	 <p>MP1032 down-modulates major pro-inflammatory cytokines to physiological levels*</p> <p>MP1032 Effect</p> <p>Normalization of persistent immune dysregulation</p>
<p>3 Micro Embolisms</p> 	<p>Buonsenso D, Di Giuda D, et al. Evidence of lung perfusion defects and ongoing inflammation in an adolescent with post-acute sequelae of SARS-CoV-2 infection. Lancet Child Adolesc Health. 2021 Sep;5(9):677-680.</p>	 <p>CASM3C</p> <p>Thrombomodulin</p> <p>MP1032 Effect</p> <p>Prevention of micro-embolisms</p>
<p>4 Lung Fibrosis</p>  <p>Normal COVID</p>	<p>Mohammadi A, Balan I, et al. Post-COVID-19 Pulmonary Fibrosis. Cureus. 2022 Mar 2;14(3)</p>	 <p>Anti Fibrotic</p> <p>MP1032 Effect</p> <p>Inhibits pulmonary fibrosis</p>

Long COVID is emerging as a multi-faceted systemic disease which shows the typical hallmarks of pathologic macrophage re-programming. This has detrimental effects on a number of different organ systems. MP1032-mediated macrophage metabolic modulation is a drug mechanism that broadly targets the diverse causes and symptoms of Long Covid. The high unmet medical need and lack of approved therapeutics for Long Covid makes this a highly promising and attractive target indication for MP1032.



Thomas Christély CEO

thomas.christely@metriopharm.com

Wolfgang Brysch CSO

w.brysch@metriopharm.com

MetrioPharm AG

Europaallee 41
CH-8004 Zürich
Switzerland



MetrioPharm Deutschland GmbH (R&D)

Am Borsigturm 100
D-13507 Berlin
Germany

www.metriopharm.com

